



2024 CATALOG

WITH CERTIFIED ORGANIC HERBS
POLLINATOR & DEER REPELLENT PLANTS
MINIATURE PERENNIALS & SUCCULENTS
VEGETABLE & GARDEN FRUIT PLANTS



Mulberry Creek:
**CERTIFIED
 ORGANIC
 SINCE 1989**

TABLE OF CONTENTS page

Events	3
Herbs	4-23
Gardening Basics	7
Pollinator Plants	24-29
Miniature Plants	
- Hardy Sun	30-33
- Hardy Shade	34-38
- Tropical Shade	39-41
- Tropical Sun	42-45
Succulents	46-47
Shade Houseplants	48
Garden Fruit	49
Vegetables	50-53
Recipes: wine & food	54-55
Calendar of Events	56

KEY TO SYMBOLS:

BONSAI SPECIMEN OR ACCENT PLANT	
ATTRACTS VARIOUS POLLINATORS	
DEER REPELLENT PLANTS	
NOT PRICKLY NO GLOVES REQUIRED	
TOLERATES A STRAWBERRY JAR POT	
MAY REPEL MOSQUITOES	

QUESTIONS:

phone: **419-433-6126**
 email: herbs@mulberrycreek.com
 website: www.mulberrycreek.com
 Facebook: [Mulberry Creek Herb Farm](https://www.facebook.com/MulberryCreekHerbFarm)
 Instagram: [mulberrycreekherbfarm](https://www.instagram.com/mulberrycreekherbfarm)

WELCOME TO OUR 29th SEASON

A once-in-our-lifetime, front row view to a total solar eclipse paired with the biggest announcement in the history of Mulberry Creek HerbFarm since its founding are the makings of a magical year.

Mulberry Creek Winery will open this spring with a wine tasting room in our greenhouse, supported by the on-farm wine-making facility. Our son Ben, the next generation, has created a complimentary farm business, with state of the art equipment, inspired by his stay in Europe and his agricultural heritage. Note: opening day is TENTATIVELY April 8th. Call if you're coming specifically for that.

In honor of the new wines that will be created 300 feet from our greenhouse, we celebrate PAIRINGS. This theme for 2024 will appear in this catalog, our greenhouse displays and gardens, the wine tasting room and during "Mulberry Market" in June, in the form of classic food and wine combinations, companion planting, and other relationships that benefit from collaboration.

In this catalog, you will find pairings of herbs & food, kids & gardens, bees and lavender, herbs that repel insects (the opposite of a good pairing as far as the insects are concerned), classic companion planting (vegetables & herbs) and a grand finale of wine & food pairing on pages 54 and 55 with recipes! Just look for boxes in this rose' color tone.

~Karen & Mark Langan



**PLEASE
 JOIN US 4/8/24
 FOR THE TOTAL
 SOLAR ECLIPSE
 and *winery opening day!**

We will be open for you to enjoy a sunny day in our greenhouses no matter the weather. Take home a pot that you've popped in a sunflower seed. Certified-safe eclipse glasses, potted sunflower and green plants immersion- priceless.

REALLY- ALL OF THE ABOVE ARE FREE!

*If the stars align, you will be able to toast the eclipse with Ben's wine, but please call to be sure Ben is able to jump through all the regulatory hoops by then.

Common Name		Life Cycle		KEY TO EACH ENTRY:	Life Cycle:
<i>Genus species 'cultivar'</i>					
Ideal Light:	h x w feet	Uses		Bay Leaf \$5.99 <i>Laurus nobilis</i> Tender Perennial AM/PM Sun 5 x 5 feet Culinary, Moth Repellent My 1 minute elevator speech on behalf of the plant. I add physical & occasionally humorous descriptions designed to get the best out of said particular plant.	Biennial-1st yr foliage/2nd yr flowers, seeds & dies
AM Sun+2	= Sun from sunrise to 2 pm				Tender Perennial- summers outside/winters inside
PM Sun	= Sun from 12 noon to sunset				Half-Hardy- may or may not survive Ohio winters
AM/PM Sun	= All day sun				Hardy Perennial- outside 24/7/365; max 6-7 years
PM Shade	= NO sun after 12 noon				Height x Width (in inches or feet): - what to expect by season's end for annuals OR - in 3-4 years for perennials

MULBERRY CREEK HERBFARM'S ANNUAL:

2024 Mulberry Market featuring "Pairings"

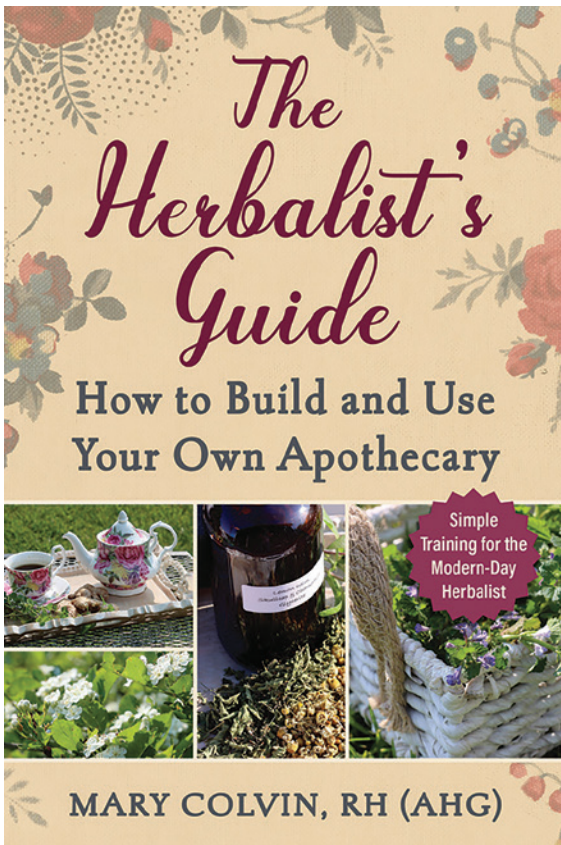
Saturday, June 22nd 10 AM - 5 PM

Sunday, June 23rd 10 AM - 4 PM

WHAT HAPPENED TO THE HERBFAIR?

We have renamed our June fair to widen our reach. We suspect "herbair" presented a narrow view while a few folks assumed it included formerly illegal activities of a certain herb. We will continue seek out and host vendors who create and proudly offer unique items that enhance our homes, gardens, bodies and our souls!

With **free** admission for all, there's no reason to bypass our biggest event of the year.



- **50 ARTISANS** from Ohio & out-of-state will offer their creations of artwork, garden, decor and gift items
- **FOOD TRUCKS & ICE CREAM** will satisfy all tastes with Argentinian, American, vegetarian & Mitchell's Ice Cream
- **TALKS UNDER THE PAVILION** will highlight pairings. Grab a glass of wine while you expand your knowledge
- **COLORFUL COMPANION PLANTED GARDENS** will be filled with potent herb & vegetable combinations
- **ONCE-A-YEAR PLANT SALE** takes place inside Mulberry Creek's greenhouses. It's not too late to plant a garden.
- **MULBERRY CREEK WINERY** will offer wine by the glass or bottle. Local beer club will serve up craft beer & classes!

LOCAL AUTHOR BOOK SIGNING

Mary Colvin believes that anyone can develop their own home-made remedies and medicines. She'll share her knowledge at the Mulberry Market and Mother's Day at Mulberry Creek.

OTHER EVENTS HERE

April 2 Greenhouse Opening Day
April 8 Solar Eclipse & Winery Opening
April 20-21 Pottery Sale Weekend
May 12 Free herb for mom & local author
June 8 Native Plant Saturday
June 22-23 Mulberry Market
Oct. 26 Garlic Saturday
Dec. 7-8 Christkindlmarkt

OFF THE FARM EVENTS:

April 6-7 Cacti & Succulent Show @Cleve. Bot. Garden
April 27 Mill Hollow Handmade Sale @Vermilion, OH
May 10-11 Phipps May Market @Pittsburgh, PA
May 16-17 Garden Club of Ohio @Independence, OH
Aug. 16-18 Midwest Bonsai Show @Chicago, IL

**FIND UPDATES FOR ALL EVENTS AT:
mulberrycreek.com, Facebook and Instagram**

Herbs & Magical Companion Plants

Herbs feed the palate and the soul! They add color and contrast to the landscape, perfume our homes, heal our wounds, and tantalize our taste buds. They are easy to grow. Whether in the garden or on the windowsill, you'll be rewarded with flavor and beauty.

AGASTACHE aka ANISE HYSSOPS \$4.49

Better than a box of "Skittles," agastaches come in assorted flavors and a range of colors. Known for drought & PM shade tolerance plus:

Bees, Butterfly, & Hummingbirds Anti-deer, rabbit & mosquito
AM Sun or more Hardy Perennials Tea, Culinary



Anise Hyssop: Regular

Agastache foeniculum

3 x 2 feet

Hummingbirds, Culinary

Get comfortable. Got your cup of tea? Let's begin. Lavender purple spikes (July through September) are cut fresh for flower arrangements or dried. Anise-flavored leaves and flowers make a refreshing summer tea & anise cookies. It's an easily grown, hardy perennial but reseeds if flowers aren't removed quickly.



Agastache Apricot Sprite

Agastache aurantiaca

Half-Hardy Perennial

2 x 1 feet Culinary, Tea, Bees

Add a sizzling blast of bright orange flowers (July to September) to mixed greens, ripe nectarines or mandarin oranges, toasted walnuts, and purple basil, dressed with a fruity vinaigrette. Also, known as HUMMINGBIRD MINT, though the citrus/anise notes repel deer and rabbits. Slender, silver foliage adds sophistication to gardens & pots.



Agastache, Sangria

Agastache mexicana

2-4 feet Culinary Flowers, Beverages

Guilt-free candy straight from the garden. Lovers of heat, these lemon-scented whorls of purple-flowered, foot high spikes attract hummers (July to October). Imagine pink confetti over melons, suspended in ice cubes or starring in your child's tea. NOTE: Sangria pictured left.

Agastache, Sunset or Rootbeer

Agastache rupestris

2-4 feet Hummingbirds, Edible Flowers

Sweet, saffras flavored trumpets share the colors of sunsets (bronze, salmon, smoky orange & purple), while spending summers above gray foliage until snipped to jazz up fizzy beverages or sprinkled over fresh, sliced peaches and ice cream.



Angelica

Angelica archangelica

PM Shade 4-6 feet

Culinary, Ornamental, Butterfly



\$4.49

Hardy Perennial

Need a tropical, bold, 6 foot giant for a wet, shaded area? Biennial by nature, the creamy yellow flowers make their entrance the second (or third) year followed by the mother plant's demise. Seeds carry on the tradition and add a sweet, delicate, anise flavor to jams, stews and liqueurs. Licorice flavored leaves enhance pork, fish and soups while stems are candied, added in slivers to your favorite rhubarb recipe, or simply eaten like asparagus.



Angelica, Korean \$4.99

Angelica gigas

Hardy Perennial

PM Shade 3 feet
Chinese Medicinal, Ornamental, Butterfly

This flamboyant biennial produces a leafy rosette of foliage its first season, staying low to the ground. The next year, 3 foot purple stalks hold 6" deep violet-purple flowers at eye level, attracting pollinators. Removing the flowers during their glory prevents this herb's death or the birth of 100 more. This "Dong Quai" herb stars in Chinese tea and is a famous female medicinal.

TENDER PERENNIAL BASILS \$4.49

Grow outside in the summer and as houseplants in the winter. Because they tend to not flower much, if at all, you have more time to harvest leaves. Many tolerate less sun, welcoming shade from the harsh afternoon sun. They handle cooler temps in our greenhouse in April, so these are displayed and ready to go first!

Basil, African Blue

Ocimum x 'African Blue'

AM Sun+2 3 x 2 feet Culinary, Ornamental

Give it room to transform into a mound of dark green leaves with purple veins & flower spikes. Served with pork tenderloin, it opened up my eyes- it is edible! Best basil indoors come fall.



Basil, African Blue, Variegated

Ocimum x 'Varieg. African Blue' AM Sun+2

3 x 2-1/2 feet Culinary, Ornamental

Claude Monet might have wept upon seeing its pastel palette of white, lime and dark green splashed leaves. Just about as vigorous as "African Blue" with a milder flavor. Google "African Blue Basil and Lavender Pesto", "African Basil & Pumpkin Seed Soup" or "Blue Basil Whiskey Smash."



Basil, Aussie Sweetie

Ocimum x citriodora 'Aussie Sweetie'

AM/PM Sun 3 - 4 x 1 feet Culinary, Topiary

The first sniff is loaded with cinnamon, allspice and cloves, so please add it to peppers and anything Italian, just as you would Genovese basil. Makes an amazing 3', non-flowering topiary in one season which can be brought inside for winter use: the BEAUTY of tender perennials!

MORE AGASTACHES - page 26

Find a rainbow of colorful, powerful, pollinator agastaches in the "Beneficial Beauties: Collection of Pollinator Plants" hardy section.

Basil, Pepper

Ocimum selloi

AM Sun+2

2 x 2 feet

Culinary, Ornamental

Sturdy, polished, green bell pepper and basil flavored leaves are more tender and delicious grown in filtered sunlight to afternoon shade. Red-dish-pink flowers never stop, but don't diminish the flavor either. Tolerates cool temps and the indoor windowsill very well.



Basil, Pesto Perpetuo

Ocimum basilicum 'Pesto Perpetuo'

PM Sun 18 x 18 inches Culinary, Ornamental

No flowers, just tons of rich, smoky basil flavor for endless batches of pesto and drizzles of basil oil over pasta, shrimp or fresh tomato soup.

ANNUAL BASILS \$4.49

All are *Ocimum basilicum* unless otherwise marked.

These basil last 9 to 12 months. PERIOD. Overwintering is futile. Reduce the flowering by applying a high nitrogen fertilizer monthly. All basil benefits from pruning for better branching, yields & flavor. All basil likes warmth but this group requires at least 60° at all times.

AM/PM Sun Culinary, Ornamental Attracts butterflies & bees

PLANT ALL BASILS OUTDOORS AROUND MEMORIAL DAY



Basil, British

2 x 2 feet

Culinary, Ornamental

Withstands cooler conditions where other varieties fail! Starting with crosses between Thai and Genovese basil, breeders selected this unique basil for cooler, northern areas. The dark green foliage has the traditional basil flavor and aroma with a nice hint of Thai added.

Basil, Cinnamon

1 x 1-1/2 feet

Culinary, Ornamental, Bees

Red veined, green leaves and purple stems plus pink to purple flowers create such beauty, we'd grow it even if it didn't flavor fruit, pancake syrup, and beef. Don't be fooled. Not all cinnamon basil are created equal.

Basil, Dolce Fresca

18 x 18 inches

Culinary, Containers, Bees

Grew this for the Western Reserve Society and fell in love with its healthy, fragrant, bushy Genovese-type basil. Critics agree as it was named a 2015 All America Selection. Enjoy in a tomato basil frittata or pizza.

NEW! Basil, Greek Yevani

10 x 8 inches

Containers, Weddings, Hedges

Genuine spicy, sweet Greek basil flavor comes in a neat, boxwood-like mound packed with 1/2" dark green leaves. Forget the chopping! Small, flavorful leaves make convenient garnishes and are easily clipped from the plant and sprinkled over dishes. This is a popular wedding table topper.

Basil, Genovese

18 x 18 inches

Culinary, Containers, Bees

Remains the queen of all full, Italian-flavored basil and the easiest to grow. Harvest weekly in its prime to keep the young leaves (which are the most flavorful) coming. Add 3 tablespoons chopped basil to 1/2 cup butter, chill and use abundantly over pasta, sweet corn, garlic toast and salmon.

OTHER GENOVESE-TYPE BASILS INCLUDE:

- Dolce Fresca: sweet, tender leaves and All American Selection winner
- Genovese: 3" long leaves on 24-30" plants= LOTS of classic pesto!
- Gustoso: compact bush with large leaves for containers; strong flavor
- Pesto Genovese: strongest aroma and flavor; large leaves on 18" plant
- Prospera DMR: strong powdery mildew resistance (see entry to follow)
- Prospera Red DMR: red leaves also fend off disease (see entry to follow)

Basil, Holy or Tulsi

available mid-May

Ocimum sanctum

1 x 1-1/2 feet

Medicinal, Culinary, Medicinal

India's most sacred basil is steeped in the Ayurvedic tradition, and is used to manage stress, provide pain relief, lower cholesterol & boost the immune system. Filled with antioxidants, it also livens up pork and rice.

OTHER HOLY BASILS INCLUDE:

- Holy Chocolate Bubblegum: (O. sanctum) 18" shrub; chocolate, spicy scent
- Red & Green (O. tenuiflorum): gourmet-style, red & green foliage; 12" tall

Basil, Lemon Meringue

Ocimum citriodora 'Lemon Meringue'

2 x 2 feet

Culinary, Containers, Tea

Somehow, in 2016 this basil self seeded right next to my kitchen window, in a 5" layer of mulch, after a fierce winter. It has exceeded any lemon basil we have raised for robust growth, large leaves and lemon flavor. You can infuse these leaves, overnight, in any liquid. **We still offer "Mrs. Burn's Lemon".**

Basil, Mammoth

18 x 24 inches Culinary, Food Wraps, Containers

Hailed by the chefs of Italy, we bring you the largest-leaved basil, famous for blanketing foods like basil and prosciutto wrapped peaches with goat cheese. You know it's mammoth by its ruffly, heavenly-scented foliage.



Prospera DMR & Prospera Red DMR

20 x 18 inches

Culinary

DMR stands for "Downy Mildew Resistant," a disease that does NOT overwinter in our frigid Ohio gardens. The only way it appears is in the seed so we buy from companies that test their seed & add extra tolerant varieties like the green leaved "Prospera DMR," and "Prospera Red DMR," a dark purple basil.

Both are a "genovese-type," genetically linking their foliage to smell, taste and appearance of genovese. Even if the mildew somehow appears, ASK MARK. He has figured out how to wipe it out organically!

Basil, Sweet Thai

18 x 18 inches

Culinary, Medicinal

At first glance, this might look like "Cinnamon Basil" with purple stems & blooms, but its 2" green leaves are distinctly spicy, with anise and clove tones. Essential in Thai & Vietnamese cooking, beef, salsa and spring rolls. Research shows that Thai is high in antioxidants, anti-cancer, anti-viral, anti-bacterial, and anti-fungal properties, which is why it has been used in traditional healing for centuries.

Basil, (Everleaf) Thai Towers

22 x 22 inches

Containers or Garden

Vibrant Thai flavor with larger leaves, it is 3" taller, more productive and is much later to flower than typical Thai basil. Makes a beautiful, tidy, towering plant with purple stems. A purplish blush over its green, MILDLY thai-flavored foliage is less sweet than cinnamon basil.

NEW! Basil, Viva la Dolce Vita Blend

Height varies

Culinary, Containers

"Botanical Interest" seed company took the meaning of La Dolce Vita, "the sweet life," seriously! They hand selected varieties chosen for their culinary prowess and color whether they are grown in a container, cut fresh for a vase or infused in delectable dishes. Expect any or all of the following: cinnamon, Genovese, lemon, lime, large leaf and opal basil. By the way, we proudly sell "BOTANICAL INTEREST SEEDS."

Bay Leaf

Laurus nobilis

AM/PM Sun

5 x 5 feet

Tender Perennial
Culinary, Moth Repellent

\$9.99

The difference between fresh and dried bay is perhaps the most dramatic of all herbs. Fresh bay inserts a subtle cinnamon spice to chili, sauerkraut, lamb, goulash, curry, tea, vegetable soup and (ya gotta have it in) spaghetti sauce. I dry the bay leaf, pulverize it and put it into my dried herb blends.



Borage, Blue

Borago officinalis

AM/PM Sun

1-2 x 3 feet

Culinary, Borders, Bees

\$4.49

Annual

Need a quick cucumber substitute? Make space for a summer display of periwinkle-blue flowers. Scatter just opened blooms & young, non-prickly leaves over shrimp cocktail on a cracker or "V-8" drinks. Borage was used to "cheer up the sad" and was an integral part of traditional summer solstice celebrations.



Calamint, Alpine

Calamintha nepeta var. nepeta

PM Sun

1 x 1 foot

Hardy Perennial
Culinary, Faery, Landscape

\$4.49

Definition of the ideal perennial: low maintenance, no dead heading with a perfect mound of delicate, sweet, lilac-blue flowers from June until after a fall freeze. Foliage has minty fragrance, but it doesn't trespass. I consider it an essential faery garden plant that chefs call "Nepetina."

Calendula, Alpha & Resina

Calendula officinalis 'Alpha' & 'Resina'

AM/PM Sun

2 x 2 feet

Annual
Medicinal, Cosmetic

\$4.49

Bright blooms (Alpha is orange; Resina is yellow) are easy to see but their chemistry suggests a high resin content, so admire, infuse for a skin salve or try a tea for cramps, pain, or sore throat. Always consult your physician first!



Calendula, Ivory Princess & Strawberry Blonde

Calendula officinalis 'Ivory Princess' & 'Strawberry Blonde'

AM/PM Sun

2 x 1 feet

Annual
Medicinal, Cosmetic, Cutflower

\$4.49

'Ivory Princess' reveal snow white petals while 'Strawberry Blonde' carry antique-looking pink and yellow petals. Both are easy-to-grow in children's gardens, valuable companions in vegetable gardens, and lovely in bouquets. Deadhead often. Calendulas love cool temps so if they sag in the heat, cut back by 1/3, and add a dressing of compost to revive them for a fall encore.

Cardamom, Fragrant

Alpinia nutans

PM Shade

3-5 x 3 feet

\$5.49 & 19.99
Tender Perennial
Culinary, Cosmetic

This tropical is the source of the very expensive cardamom seed. It must not only reach mature height (at about 3 years old), but always above 72° to flower and set seed. So plant it outside in May for growth, then enjoy the spicy, fragrant foliage indoors, from September through April. Cardamom is an easy houseplant since it's hard to overwater. Infuse leaves in hot cocoa and wrap seafood in its luxuriously warm, spicy cinnamon leaves.



Catnip

Nepeta cataria

AM Sun

2 - 3 x 2 feet

Hardy Perennial
Sleep-aid, Anti-mosquito

\$4.49

Since this is the classic "6-pack of beer" for cats, protect new plantings until they're established. For humans, a soothing tea can be made from 1-2 teaspoons dried leaves per one cup of water to aid in sleeping, colds and fevers. Remove flowers before they mature to prevent major self-sowing. Catnip doesn't mind a few hours of shade or morning sun.



Celery, Amsterdam Cutting

Apium graveolens

AM/PM Sun

1 x 1 foot

Biennial
Culinary, Adult Beverages

\$4.49

Celery substitute, but MUCH easier to grow; no blanching required. Also known as "Love Straw" for its hollow stalks, which are perfect for sipping delightful tomato drinks and "Bloody Marys," during our down time. (Down time? Just kidding. Valerian tea is what we should be sipping now and again.) Stalks and leaves can be substituted whenever celery is needed.

Celery, Par-cel

Apium graveolens secalinum 'Pascal'

AM/PM Sun

1.5 x 1.5 foot

Biennial
Culinary, Adult Beverages

\$4.49

My dear friend & pro chef Don Jacobsen LOVES this parsley/celery herb so much that he was able to share some of his seed when we ran out. Plant next to the back door to use its lush, green, tender leaves, regularly in soups, sauces or anytime you don't have celery stalks or parsley sprigs handy.

Chamomile, German Zloty

Matricaria recutita (chamomila)

AM Sun+2

1.5 x 2 feet

Annual
Tea, Medicinal

\$4.49

Harvest is easier with larger flowers and heavier yields. Pluck entire flowers. Dry on a horizontal window screen. After two to three days, place a tray under the screen and rub flowers. Only white petals and yellow centers should fall through to tray. Stem and green caps may aid in digestion but are usually too bitter for Americans' palettes. We make a tea using one teaspoon dried herb per one cup simmered water for the occasional insomnia.

Chervil, Brussels Winter

Anthriscus cerefolium 'Brussels Winter'

AM Sun+2

1-2 x 2 feet

Annual
Edible Flowers, Butterfly

\$4.49

This European variety is larger and slower to bolt than ordinary chervil. Use fresh leaves & flowers in salads, soups, fish, white sauce and quiche, ideally cooked less than five minutes. Plant late April with lettuce since it will bolt into flowers with summer heat. Allow chervil to drop its seed, keep moist until sprouting & you will have fall/winter/early spring crops forever!



CHIVES

As soon as you spy flowers, snip fresh blades and blooms down to an inch. Use for a no tears, sweet, onion or garlic flavor or toss in a vase for an elegant bouquet. You'll be rewarded with a second flush of growth. Showcase in a butterfly garden. All are deer-proof.

Chives, Garlic

Allium tuberosa

AM/PM Sun

1 x 1-1/2 feet

\$4.49
Hardy Perennial
Edible Flowers/Leaves

Truth be told I want a prep chef not a pool boy, if I had my drothers. So when I spot an herb that is easy to chop (or in chives' case, scissor snip), I take it. Wide, flat leaves add a subtle garlic flavor to mashed potatoes. Sprinkle white chive blossoms over blanched peas.



Chives, Onion

Allium schoenoprasum

AM/PM Sun

1 x 1-1/2 feet

\$4.49
Hardy Perennial
Edible Flowers & Leaves

Short on onions? Sub these thick leaves & edible globes for fresh use or freezing. Any time you need onion flavor, just grab your scissors. My "Secret Indulgent Omelette" recipe calls for cream cheese and chives' foliage garnished with edible chive blossoms. **ONION CHIVE VARIETIES INCLUDE:**

- 'Polyvert' or **Vegetable**: bunches of large leaves with lilac flowers in June
- 'Purple one': extra large, vibrant flowers; pollinator, vase or kitchen table
- 'Staro': thicker leaves for freezing or fresh use; edible purple flowers
- 'White One': rare, pure crystal white flowers; multiple uses & stone hardy!

GARDENING BASICS

PREP FOR NEW BEDS ON TURF:

1. Lay thick corrugated cardboard on turf, mimicking shape of garden.
2. Soak the cardboard, or lay it just before a good rain.
3. Create a 4" tall frame with 4"x 4" lumber or field stones for edges.
4. Fill with 2 to 4" of compost (40# bag covers a 3 x 4 ft. area, 1" thick)
5. Optional: Mix in a bale of peat moss or high quality top soil.

PREP FOR ESTABLISHED GARDENS:

1. Clear weeds & define pathways (don't walk in your growing areas!)
2. Apply 3" layer of compost in growing area & bark mulch over paths.

SEEDING DIRECTLY IN THE GROUND/COMPOST (Ex: carrots, radishes, peas, cilantro, dill & fennel)

1. Make a 2" deep channel in compost.
2. Fill channel back in with sterile, potting soil for a great seed bed.
3. Sprinkle seed, spacing according to the packet directions.
4. Cover with a dusting of vermiculite, twice the thickness of the seed.
5. Gently press over row to insure good contact of soil to seed.
6. Water in deeply and daily until you see seedlings, about 7-10 days.
7. Thin seedlings, if necessary. Example: thin to 1 carrot seedling/inch

HARDENING OFF PLANTS IN PREP FOR PLANTING

Gradually get greenhouse grown plants (even hardy perennials) used to the brutal outdoors, by exposing them to cooler temps and wind, starting at a couple of hours a day to overnight, over a span of weeks. We try to do that for you before you purchase.

PLANTING IN THE GROUND

1. Dig a hole in compost-rich soil, twice as large as the plant's root ball.
2. Set the plant in so its base is at the same height as it was in the pot.
3. Pull dirt in and press gently. (Not a bench press- a firm pat.)

WATERING

1. At seeding or planting, water deeply every day or two until seeds sprout or the plant is firmly set when tugged, usually about 2 weeks.
 2. After that, vegetables like 1 to 2 inches of water weekly.
- Herbs are generally less needy and only need supplemental water during a drought.

HERE'S HOW TO MEASURE 1" OF WATER:

1. Check your rain gauge weekly and pour out after every rain OR
2. Time how long it takes for your hose to fill a can with 1" of water. Usually I water over each plant for 10 to 30 seconds.

FERTILIZE with organic granular or liquid. We use "Sustane:"

"4-6-4" fertilizer for root, fruit & flower crops

"8-2-4" fertilizer for greens, turf & herbs

I am not a fan of "Miracle-gro" or other 20-20-20 formulations. Plants look full and pretty but herbs have no flavor & sometimes vegetables don't fruit well as overfed foliage covers your food and attracts bugs!

MANAGE WEEDS

with a 3" layer of hardwood bark mulch around plants or pull weeds

MANAGE INSECTS & DISEASE BY:

1. Companion planting herbs, veggies & flowers.
2. Covering with "Reemay" after planting but pull back for flowers to be pollinated).
3. Use natural pesticides as a last resort. Call us or county extension office to help identify insects or disease first.



RESOURCES: Charles Dowding YouTube videos
Mulberry Creek Facebook page videos & our staff

GARDENING YEAR-ROUND

Keep in mind, my notes below refer to growing in ground. If you grow in raised beds or containers, you may be able to start earlier.

mid APRIL VEGGIES:	mid APRIL HERBS:	AFTER MAY 15th:	JUNE 1st CROPS:
<u>DIRECT SEED:</u> carrots peas radishes	<u>DIRECT SEED:</u> cilantro dill fennel	<u>DIRECT SEED:</u> beans sweet corn	<u>DIRECT SEED</u> cukes melons pumpkins summer squash winter squash
<u>PLANT</u> <u>TRANSPLANTS:</u> arugula broccoli brussel sprouts cabbage cauliflower celery greens kale kolhrabi leeks lettuce mustard greens onions potatoes shallots spinach swiss chard	<u>PLANT</u> <u>TRANSPLANTS:</u> anise hyssop catnip chamomile chervil chives cilantro elderberry lavender lemon balm mint oregano parsley rosemary sage santolina savory, winter sorrel tarragon thyme	<u>PLANT</u> <u>TRANSPLANTS:</u> cabbage eggplant peppers tomatoes ***** viet. cilantro cuban oregano lemongrass lemon verbena marigolds nasturtiums papalo/pepicha savory, summer sct. geraniums society garlic stevia succulents verbena	<u>PLANT</u> <u>TRANSPLANTS:</u> <i>(not a typo; besides peppers, the following are seeded or planted)</i> cukes melons peppers pumpkins summer squash winter squash ***** basil ginger turmeric

JUNE - EARLY AUGUST

DIRECT SEED:

carrots
chervil*
radishes
cilantro*
dill
fennel

PLANT

TRANSPLANTS:

arugula
broccoli
brussel sprouts
cabbage
cauliflower
kohlrabi
kale
lettuce
mustards
spinach*
Swiss chard

***These can be harvested well into a mild winter and even the following spring.**

OCTOBER, BRING IN:

TENDER PERENNIALS:

bay leaf
cilantro, Vietnamese
cuban oregano
lemongrass
Mexican oregano
rosemary
scented geraniums

1. Dig up
2. Shake some dirt off and place in pot about size of root ball
3. Use sterile potting mix.
4. Water deeply.
5. Quarantine for 10 days, if able.
6. Fertilize just once as it can cause soft growth that attracts insects.

WINTER GROWING

1. Choose plants that tolerate indoor conditions:
 - See tender perennials above plus parsley, chives, mint, ginger
 - Mildew resistant lettuce, radishes, baby chard & beets, arugula
2. Choose minimum 4" deep containers; drainage holes are a must!
3. Fill with potting soil, not garden soil.
4. Place near a bright window; supplemental lighting is always nice.
5. Keep cool (most like 50°) & water deep when top inch is dry.

☞ CILANTRO FLAVORED HERBS ☞

Year-round cilantro flavor begins with two plants put in the ground, late April. Allow one to flower, form seeds and drop them. Harvest from the other. Keep seeds moist until they sprout. As those sprouts grow, you will soon harvest them, as the other plant is seeding out. Repeat this "leap frog" until November, OR try Vietnamese Cilantro!

Cilantro

Coriandrum sativum

AM SUN+2

18 x 12 inches

Edible Leaf & Seed

\$4.49

Annual

This is the last to flower, giving you more leaf harvest time. Each part is edible with a different flavor: foliage (tart, citrusy), flowers (mild lemon), green seeds (limes!) and the mature, brown seeds (roasted orange).



CILANTRO VARIETIES INCLUDE:

- Calypto: full, bulky plant; flowers 3 weeks later than 'Santo' = long harvest
- Cruiser: tidier, more upright habit for beautiful bunches of large leaves
- Santo: classic cilantro variety; all varieties attract beneficial insects

Cilantro, Vietnamese

Persicaria odoratum

PM Shade

6 x 12 inches

Culinary, Groundcover

\$4.49

Tender Perennial

This looks, grows and is, in fact, related to "Smartweed." (Aren't they all?) Heat will not kill it, but afternoon sun will. Plant it in a shaded, summer garden, then a hanging basket, wintering indoors. No fuss.

PAIRING HERBS & WINE:

"Softer-scented" herbs like cilantro, dill and tarragon tend to go better with white wine, while stronger herbs like rosemary and thyme are generally better with reds (the only exception to that is sage).

Fresh herbs are more likely to go with white and rosé wines, while medium-bodied reds (Pinot Noir or Cab Franc) might be better suited for dried herbs such as oregano or a classic Herbes de Provence mix.

Quite often herbs are used together - like parsley, coriander and mint, or mint and coriander. In this case it's best to be guided by the style of the dish - is it Middle Eastern, for example, or Vietnamese?

Confused? Don't sweat it. Unless the herbs dominate the dish (think pesto), you have some wiggle room. Try a tested combo like:

CHICKEN CURRY with CILANTRO LIME SAUCE p. 54

☞ CITRUS starting @ \$9.99 ☞

Like Ohio snowbirds, citrus spends its summers in the garden then vacations indoors before a fall frost. Two plants are not needed for pollination but bees or hand pollinating by paintbrush helps, plus:

- Avoid wet, soggy soils. Allow soil to dry, in between watering.
- Set outdoors, late spring, in full sun, protected from the wind.
- Bring indoors to a 60° bright window; add humidifier; fertilize.

Tender Perennial

AM/PM Sun

Culinary, Fragrance, Butterfly



Citrus, Kaffir

Citrus hystrix

4 x 2 feet

Culinary, Fragrance, Butterfly

Yes, this is what our foodie customers have been asking for because of its outrageous leaves, an indispensable ingredient to Southeast Asian dishes. Their distinctive citrus flavor can overpower milder herbs so it's best to use these leaves in moderation. Generally, the fruit is overlooked as an edible.

Citrus, Meyer Lemon

Citrus meyeri

2.5 x 3 feet

Culinary, Fragrance, Butterfly

Because it's believed to be a cross between a lemon and an orange, the lemon sized fruits are more sweet than tart. Stretch beyond pie and perk up smoked salmon & cornish hen, or add thin slices with goat cheese and rosemary on pizza. Expect summer AND winter fruit crops by its third year.

Comfrey

Symphytum officinale

PM Shade

2.5 feet/spreads

Hardy Perennial

Cosmetic, Honey Bees

\$4.49



Known for its historical medicinal uses from "knitting" wounds to soothing your digestive tract. Do a little research, make a salve, get curious. Be sure to dig, divide and leave some in the ground before it reaches a foot high or the violet flowers appear, normally late May to July.

☞ CUBAN OREGANO \$4.49 ☞

We have met so many gardeners who've become discouraged with plants in hanging baskets and strawberry jars because they die so easily. Our "Jar Gems"™ survive despite heat & the occasional lack of water. They include ice plants, "Society Garlands," and these "Cuban Oreganos," the most drought tolerant of all.



Cuban Oregano, Grey

Plectranthus sp.

AM/PM Sun

6 x 8 inches

Tender Perennial

Culinary, Ornamental



This is a favorite cooking variety of the nearby Puerto Rican community. Gray-green leaves are arranged so perfectly on fuzzy gray stems that, I daresay, look unnatural! Equally perfect mounds don't trail like the other Cuban oreganos listed here nor is its overall appearance at all similar. People love its tidy looks and minty, oregano scent, inside or out in the garden. It's nice to have a plant that thrives on a winter windowsill yet doubles as a summer border plant among edibles.

Cuban Oregano, Lemon Leaf

Plectranthus 'Mount Carbine'

PM Sun

12 x 24 inches

\$4.99

Tender Perennial

Culinary, Aromatic

This sturdy, upright, velvety, silver bush emits a euphoric, siren-calling lemon aroma just in case you didn't spot it at 50 paces. I have experimented with its culinary side, infusing it for a lemonade. I suggest you add a small handful to a pitcher. Any more and it's overwhelming.

PAIRING CHILDREN & GARDENS:

Lemon leaf is a hit in a children's garden along with lamb's ear, pineapple sage, chocolate mint, milkweed, lavender, lemon meringue scented geranium, Mexican sour gherkin cukes, & sun sugar tomatoes.

Cuban Oregano, Marble

Plectranthus marginata 'Fosteri' sport

PM Sun

4 x 5 feet spread

Tender Perennial

Baskets



This survivor boasts dark green and chartreuse leaves, scalloped edges and a minty, oregano scent (like "Golden Ruffles") however the color holds up to full sun. For a stunning combination, grow as a ground-cover carpet with red "Coleus" rising up through it.

Cuban Oregano, Variegated

Plectranthus (Coleus) ambionicus

PM Sun

5 x 5 feet trailing

Tender Perennial

Culinary, Baskets



Hard to kill and edible! If we'd forget to water our own baskets on the porch for a week, they'd bounce back. Use fresh in Mexican foods as an oregano substitute. Add to chicken salad along with "Pineapple Sage." Try as a groundcover, in a moss basket, or on a sunny windowsill.

Curry Plant, Dwarf \$4.49 Curry Leaf \$15.99 Curry Plant \$4.49

Helichrysum italicum microphyllum Tender Per. AM/PM Sun 5 x 6 inches Tabletop Gardens, Bonsai Mini Hedges, ^{RX} Shrub Yellow Flowers/Butterfly

Murraya keonigii Patel's Select Tender Per. AM Sun 6 x 3 feet Culinary, fresh or dried - Not curry powder - Coconut milk mate - Original plant from our friend, Mr. Patel

Helichrysum italicum Half Hardy Perennial AM/PM Sun 1 x 1 ft. Moonlight Garden - Flavors vinegar to use in stir-fry



Fennel, Bronze \$4.49

Foeniculum vulgare 'Bronze' Hardly Perennial AM/PM Sun 2 - 4 x 3 feet Culinary, Butterfly, Medicinal

Imagine fine, feathery foliage with a bronze-red cast tickling yellow "Queen Anne's Lace"-like flowers above. No bulb below, but licorice laced leaves are added to salads, fish, and soups. As seeds mature, cut entire stalks and hang them upside down in a paper bag to finish ripening and avoid self-seeding. Infuse dill or fennel seeds for indigestion but don't plant by dill as their "kids" will taste nasty!

Fennel, Bulb \$4.49

Foeniculum vulgare Annual PM Sun 3 x 1 feet Culinary, Butterfly

Shapely, superb bulbs do not bolt nor split easily and are ready early (before September) for picnic foods and grilling. A favorite fall salad starts with sliced fennel, apples, walnuts, spinach and pecorino cheese. PLEASE don't pick off the caterpillars below. There are plenty of fronds for all.

NEW! Dill, Delight

Anethum graveolens Annual PM Sun 24 x 12 inches Bouquets, Pickles

Outstanding, tall variety offers plenty of time to harvest juicy, green, ferny foliage. Golden flowers & fragrant seeds enhance salmon, risotto, artichoke dip, cuke tomato salad, pickles, roasted beets and green beans.

Dill, Fernleaf \$4.49

Anethum graveolens Annual PM Sun 12 x 15 inches Bouquets, Pots, Butterflies

Dill is known as "the fish herb" because it's such a delicious compliment to seafood dips, soups and filets but most any grilled meat, roasted potato salad or picnic fare benefits from the foliage, flowers or seeds. Fernleaf is an improved variety and a 1992 All-America Selections winner, for its compact form, abundant foliage and performance.

Elderberry, Black \$6.49 & \$18.99 gallon

Sambucus canadensis Mulberry Creek Hardly Perennial PM Sun 10 x 15 feet Culinary, Medicinal, Bees

This small tree is loaded with 5" white flower clusters each summer which turn into black, tasty, Vitamin C rich berries, famous in wine, jelly and pies. Also makes the best immune building syrup, especially safe for children. I found a yummy syrup for all ages online at: wellnessmama.com/1888/elderberry-syrup.

Epazote \$4.49

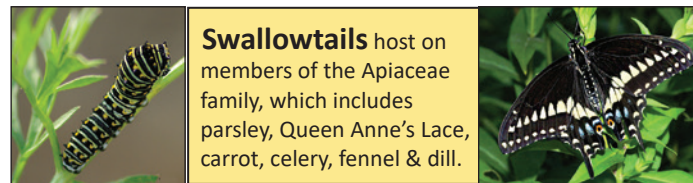
Chenopodium ambrosioides Tender Perennial AM/PM Sun 2.5 x 2 feet Digestive/Culinary

Traditionally, epazote tea was used, in modest amounts, for stomach cramps, intestinal parasites and liver ailments. It is a companion to refried-beans and other Mexican dishes to "forego the fireworks." Use 1/4 cup chopped, fresh leaves per kettle of chili or black bean soup and add during the last 5 minutes.

Eucalyptus, Silver Dollar \$4.49

Eucalyptus cinerea Tender Perennial AM/PM Sun 2.5 x 2 feet Floral bouquets

Large, silvery blue-green, highly aromatic leaves appear to be strung on the stem. Yes, this is the most popular foliage especially loved by florists. Just cut, dry and arrange in fresh and everlasting bouquets. Folks also dabble with the oils for natural mosquito repellent formulas.



Swallowtails host on members of the Apiaceae family, which includes parsley, Queen Anne's Lace, carrot, celery, fennel & dill.

Feverfew, Single \$4.49

Tanacetum parthenium Hardly Perennial AM/PM Sun 2 x 2 feet Medicinal, Cut, Bees

Customers have successfully tried fresh leaves in a mayonnaise sandwich (to mask bitterness) at the start of a migraine headache, to reduce severity & frequency. Or just enjoy bouquets of single white daisies!

Fig, Black Mission- 5" pots \$6.49

Ficus edulis 'Black Mission' Tender Perennial AM/PM Sun 3-4 x 4 feet Bees, Culinary, Medicinal

This traditional Italian variety produces sweet brown figs from the growing season to fall! Re-pot incrementally, each fall, eventually ending up in a large wooden pot with castor wheels so that it can be moved easily into an unheated garage for the winter. Ours is named "Figapotamus".

NEW! Fig Olympian \$14.99

Ficus edulis 'Olympian' Tender Perennial AM/PM Sun 6 x 6 feet Pots, Culinary

Try an award-winning heirloom variety, discovered in Washington State, where it thrives and produces large figs with tender purple skin and violet flesh that's succulently sweet. May reach 6 to 8 feet.

NEW! Fig Violette de Bordeaux \$14.99

Ficus carica Tender Perennial AM/PM Sun 4 x 4 feet Pots, Culinary

Luscious black fruit with rich, strawberry red flesh adorn this French fig. Naturally dwarf & ornamental, this tree is very well suited for growing in containers. It ripens late (early to mid-October), but reliably. Mature size varies per training technique, pruning and winter die-back.

Germander \$4.49

Teucrium chamaedrys Hardly Perennial AM/PM Sun 18 x 12 inches Hedge, Bees

Since everyone wants this for a hedge, especially in knot gardens, get it early before it sells out. Lustrous green foliage bears magenta pink flowers late spring through summer, at the height of bee activity.

Ginger, White/Traditional

Zingiber officinale

AM Sun+2 2-3 x 2 feet

\$6.49

Tender Perennial
Culinary, Medicinal

Ease nausea on your next airplane flight or boat ride by chewing on these rhizomes (underground stems). Ginger is related to turmeric, cardamom, and galangal: all powerful, stimulating, warming edibles. Dig up in the fall to use in stir-fry, smoothies & cookies, or if the powerful zing is too strong for your taste, try a tasty tea by steeping the leaves!

Ginger, Japanese Hardy

Ginger mioga

AM Sun 2 feet spreading Culinary, Ornamental, No-Deer

\$6.49

Hardy Perennial

We've been growing this HARDY ginger, AKA Myoga Ginger, under the trees alongside our windbreak. It is an essential ingredient in Japanese and Korean dishes. Its young, pink-yellow shoots and emerging flower buds can be pickled or cooked, adding a gingery, zesty flavor to sushi, miso soup and stir-fry. Besides dappled shade, it thrives on humidity. Easy in Ohio!

NEW! Ginger, Variegated Shell \$6.49

Alpinia zerumbet 'Variegata' Tender Perennial

AM Sun 36 x 18 inches Ornamental

The only culinary reference I have found for this compact, variegated shell ginger is that the leaves make a nice tea. Otherwise it is not edible. Provide plenty of water during the growing season, fertilize monthly and dig up rhizomes to store over winter after the first frost. Store in a dry area around 55°F.



Gotu Kola, Variegated

Hydrocotyl sibthorpioides

AM Sun+2 2 x 18 inches

\$4.49

Half Hardy Perennial
Salads



If conditions are right, you can site this polite spreader anywhere. Its round, variegated leaves brighten a shady path or cozy up to impatiens in a shade-loving, annual basket. In full sun, place along pond edges where soil tends to stay wet. This cilantro-n-parsley flavored super healthy micro-green tops any salad.

Hibiscus, Panama Red

Hibiscus acetosella 'Panama Red'

PM Sun 4 x 2 feet

\$4.49

Tender Perennial
Ornamental, Teas, Culinary

More than a striking, burgundy-red beauty with cut foliage (like Japanese Maple), this was bred for the humid, deep South and a tart cup of tea. Ideal for an edible landscape! Red leaves & late summer/fall flowers add color to a salad, tea or stir-fry but add at the end of cooking as it can get mushy.

Horehound

Marrubium vulgare

AM/PM Sun 2 x 2 feet

\$4.49

Hardy Perennial
Medicinal, Beer Making

Grayish green, crinkled leaves and tidy little mounds surprise you early in the spring. Summer flowering results in a casual, floppy appearance which can be controlled by pruning the tips and flashy white blossoms. For sore throats or coughs, I've made teas like this one.

Hyssop- Blue, Rose or White

Hyssopus officinalis 'Blue' and 'Albus'




AM/PM Sun 2 x 1-1/2 feet Border, Medicinal, Bee, Butterfly

\$4.49

Hardy Perennial

These are the heroes of bees and butterflies thanks to enduring blooms. A.K.A. "poor man's boxwood", this semi-evergreen shrub is used for hedges and borders since it doesn't mind regular clipping. Blooms dark blue, soft rose or pristine white, this bible herb was used to flavor liqueurs and meats.



 **ALL LAVENDERS PREFER**  

AM/PM Sun 12" raised beds 2 to 3 feet spacing
Bee & Butterfly magnets, Deer & Mosquito Repellers

Lavenders love well-drained, preferably alkaline soil (gravel mulches help) and bright sun all day. It will not tolerate waterlogged conditions. In fact, THAT is what kills lavender in the winter, not harsh temperatures. High nitrogen fertilizers and manure will cause these plants to flop over and robs them of their scent.

LAVANDINS, HARDY \$4.99

Lavenders in this category are hardy perennial. Generally speaking, they tend to bloom in paler shades, in July. These are the tallest spikes, bred for perfumes, wands & cosmetics, not necessarily eating.

Lavandin, Grosso

Lavandula x intermedia 'Grosso'

2-1/2 x 3-1/2 feet

Classic French hybrid Lavender, grown for its fragrant, dark blue flower spikes and vigorous growth habit, was known as "Fat Spike"; its large and abundant blooms used for bath, body & perfume.

Lavandin, Phenomenal

Lavandula x intermedia 'Phenomenal'

2-1/2 x 3 feet

Extremely winter hardy, fragrant and lovely, this begins as a compact, bushy mound of gray-green, aromatic foliage. By mid summer, long stems are topped with 5" sweet smelling, violet-blue spikes usually arriving before other lavandins. Blooms repeat in late summer or fall.

Lavandin, Sensational

Lavandula x intermedia 'Sensational' PPAF

2 to 2-1/2 x 3 to 3-1/2 feet Perfumes, Body Butters, Aromatherapy

This is the next generation of Lavender Phenomenal with incredibly large and thick flowers on sturdy stems. Broad silver foliage is thick, tough, and cupped, forming a dense habit with incredible branching stems. Extremely good heat, humidity and cold tolerance. Sweet lavender floral aroma!



PAIRING LAVENDER & BEES:

Lavender, with its vibrant colors and aromatic fragrance, not only adds beauty and tranquility to our gardens but also plays a vital role in supporting the well-being of bees. Bees are naturally attracted to lavender's purple and blue shades, sweet nectar and fragrance.

Lavender not only provides bees with a rich source of food but also enhances the bees' health. The nectar from lavender flowers contains essential nutrients, antioxidants, and medicinal compounds that support their immune systems, which in turn, helps bees fight off pathogens, parasites, and diseases that can weaken their colonies.

When bees have easy access to lavender flowers, the efficiency of pollination improves. The proximity of lavender to their hives allows bees to spend less time searching for food and more time pollinating, which not only boosts the lavender but nearby plants, leading to a thriving garden with higher yields and more diverse flora.

ENGLISH LAVENDERS most \$4.99

Lavenders in this category are hardy perennial. Generally speaking, they tend to bloom in deeper shades, starting in June. These compact bushes are meant for eating, medicine, hedges and mass plantings .

NEW! Lavender, Annet

Lavandula angustifolia 'Annet' PP28,867

AM/PM Sun 18 x 18 inches Bouquets, Butterfly, Culinary

Like all lavenders, Annet attracts bees and butterflies, is not a favorite of deer or rabbits, and thrives during periods of heat and drought. Large flowers throughout the summer, whether planted in ground or in a large container, are this particular lavender's claim to fame.

NEW! Lavender, BeeZee Dark Blue 4" pots \$6.99

Lavandula angustifolia 'BeeZee Dark Blue'

AM/PM Sun 15 x 15 inches Patio Pots, Butterfly, Culinary

BeeZee™ 'Dark Blue' is comparable to the classic compact and uniform "Hidcote" variety. With green to silver-grey foliage, depending on the season, it is more free flowering beginning its first year.

Lavender, Blue Cushion

Lavandula angustifolia 'Blue Cushion'

14 x 14 inches Hedges, Culinary, Butterfly

Forms a compact, rounded cushion of fragrant, evergreen foliage with scented violet-blue blooms from early June into late summer. Though it thrives in summer heat and drought, this English lavender variety is more tolerant of moister growing conditions.

Lavender, Hidcote Type

Lavandula angustifolia 'Hidcote' Type

16 x 24 inches Hedges, Culinary, Medicinal, Teas

This classic English lavender is a resident at "Sissinghurst Castle, Kew, Hidcote Manor Garden in Gloucestershire" and other famous gardens of England. It is a dwarf cultivar with plenty of dark purple flower spikes for sweet treats (as in my "Lavender White Chocolate Raspberry Cheesecake") or savory dishes like "Roasted Chicken Provençal."

NEW! Lavender, SuperBlue

Lavandula angustifolia 'Super Blue' PP24,929

12 x 12 inches Hedges, Culinary, Butterfly

Excellent performer boasts the biggest blooms on short flower spikes! Blue-purple flower heads, over grey-green foliage, are thick & tightly packed creating more color impact. With excellent winter hardiness and landscape performance, I would recommend this as a hedge in a knot garden.

LAVENDER PEAR CRISP

Fruit Filling:	Topping:
4 cups peeled and sliced pears	1/2 cup all purpose flour
1/4 cup sugar	1/2 cup quick cooking oatmeal
1 teaspoon lavender sugar*	1/2 cup brown sugar
1/4 teaspoon cinnamon	1/2 teaspoon ground cinnamon
	3 teaspoons culinary lavender
	1/2 teaspoon salt (optional)
	6 Tablespoons cold butter

Preheat oven to 400°

Fruit Filling: Arrange pear slices in a 9" pie plate. Sprinkle with sugars and 1/4 teaspoon cinnamon. Cover with foil and bake 20 minutes.

Topping: In large bowl combine topping dry ingredients; cut in butter until mixture resembles small peas. Spoon the crumble mixture evenly over fruit. Bake 15 to 20 minutes.

Garnish with fresh lavender and serve warm with vanilla ice cream.

*LAVENDER SUGAR: Pulverize 1/2 cup of English Lavender in a blender. Mix with 1-1/2 cups of sugar. The flavor is more pronounced and can be used within 24 hours.

TENDER LAVENDERS \$4.99

Considered anti-depressant houseplants, these offer about 9 months of blooms from summer to winter windowsill, (why we tolerate the annual move indoors). Most bear lighter hues of not-as-tasty spikes.

Lavender, Fern-leaf

Lavandula multifida

2 x 2 feet Potpourri, Sachets, Edible?- You decide

Referred to as "French Lace Lavender," the distinctly deeply-lobed, lacy, gray-washed, green leaves display blue-violet, trident flowers all summer and into the winter, indoors. Its bushy foliage is highly aromatic with a hint of oregano and highly attractive to butterflies.



Lavender, Green Fern-leaf

Lavandula minutolii

1-3 feet Ornamental, Culinary

Inhale. Taste. You may be tempted to sprinkle the blue flowers over carrots, potatoes, parsnips and other roasted root vegetables. Potted next fall, you will have flowers in the winter as this is blooming right now and most of the year, for that matter. Its sage green foliage smells earthy, like oregano, yet another "expert" likened it to "burnt rubber." Suffice it to say, if your nose likes it, your tongue is apt to follow suit.

Lavender, Herb Companion

Lavandula dentata 'Linda Ligon'

AM Shade 1-2 x 2 feet

Tender lavenders are often frilly and fancy, and this doesn't disappoint. Witness the feathery, light leaves with creamy white streaks and a touch of green. Some leaves occasionally revert to more green and can be cut out at the base of each stem. Light blue buds come and go most of the year. Handles morning shade, however flowers turn lighter. This excellent houseplant by a SW window is named in honor of a friend, Linda Ligon, founding editor of the "Herb Companion" magazine.



PAIRING WINE WITH LAVENDER CRISP

Notes from www.wineenthusiast.com

Start by deconstructing the flavors of the pear:

- HONEY: Pears have a complex floral sweetness akin to honey. Pair with Chenin Blanc (honey & orchard fruit, with refreshing acidity)

- VANILLA: Many pears exude a subtle perfume of vanilla's muskiness. Pair with a spicy vanilla California Chardonnay aged in American oak

- WARMING SPICE: Pears love cloves, nutmeg, cinnamon and ginger. Fruity Gewürztraminer features these same sweet flavors, helping bring out a pear's (especially Bosc and Anjou) sassier side.

- BUTTER: Pears were nicknamed "butter fruit" in the 1700s. Dry or extra-dry Prosecco has complementary flavors of pear and cream, while its fizz, by contrast, accentuates this lush texture.

NOTE: Riesling is a classic pairing with sweet lavender dishes as its sweet taste, flowery aroma, and subtlety fuels lavender's fragrance.



LEMON BALM \$4.49

A few of lemon balm's uses include flavoring ice cream, teas, fish and preserving sausage. Lemon balm attracts bees, fend off viruses, exhibit antioxidant properties, repel mosquitoes and are mildly sedative (think sleep pillow), yet mood lifting. (Huh?)



Lemon Balm, Quedlinburger

Melissa officinalis 'Quedlinburger Niederliegende' Hardy Perennial
AM Sun+2 1.5 x 3 feet Aromatherapy, Relaxing

Hails from the German town of Quedlinburg while 'Niederliegende' is translated from German as 'procumbent', a botanical adjective meaning 'growing along the ground without setting roots'. Just remember it has a higher essential oil than other lemon balm.

Lemon Balm, Gold Leaf

Melissa officinalis 'Aurea' Hardy Perennial
AM Sun+2 1.5 x 3 feet Ornamental, Relaxing

Brighten your shade with this compact, gilded, mildly lemon version. Matures each summer to chartreuse but pops up gold the next spring.

Lemon Balm, Mandarinina

Melissa officinalis 'Mandarina' Hardy Perennial
AM Sun+2 1 x 2 feet Tea, Culinary

Think tea with all the calming qualities on top of an intoxicating mandarin orange scent! "Spills" from pots, hanging baskets and along the ground.



Lime Balm

Melissa officinalis ssp. Altissima Hardy Perennial
AM Sun+2 2 x 2 feet Culinary, Tea, Medicinal

Lemon and lime balms have tiny, whitish flowers which go unnoticed by humans but not bees. (Greek origin for *Melissa* is "bee leaf.") Euphoric citrus fumes from a brush of your hand or the lawn mower grab the attention. Substitute lime balm for any recipe calling for lime, or better yet, add both.

Lemon Grass

Cymbopogon citratus Tender Perennial \$4.49
AM/PM Sun 3 x 3 feet Culinary, Teas, Thai Cuisine

Try a tropical, water-loving grass, popular in commercial teas because its bold, sweet, lemon flavor is released by hot water. Overwinter next to a sunny window, atop a saucer of water. This is not the "East Indian Lemon Grass" which is better at repelling mosquitoes than flavoring dishes.



Lemon Verbena \$4.99

Aloysia citrodora Tender Perennial
PM Sun 4 x 3 feet Tea, Culinary, Bath

Bright green leaves exude a scintillating lemon flavor for charred green beans, any fruity dessert or cheesecake, and gin & tonic. May be difficult to overwinter, but each summer's growth provides plenty to freeze or dry for tea. We recommend allowing it to endure one or two frosts to kill leaves before taking it in for the winter.

Have faith! The new leaves will be better adapted to the indoors.

Lovage

Levisticum officinale Hardy Perennial \$4.49
AM Sun+2 6 x 5 feet Culinary, Medicinal

We site this very large, strongly flavored celery substitute in the back of our shady border. Seeds, leaves or roots are used, fresh or dried, in lovage soup, braised lamb, walnut pesto, chicken salad and even pain relief teas & tinctures. Tall yellow flower stalks make a dramatic feature display. Mulch around its base or provide extra summer water to prevent leaf scald.



Marigold, Lemon Gem

Tagetes signata 'Gem Series' Annual \$4.49
AM/PM Sun 6 x 12 inches Edible Flowers, Ornamental

Petite, marigold blossoms decorate finely dissected green foliage. Lemon yellow, perky flowers exude sunshine and a MILD citrusy flavor. Seek out nasturtiums, lavender, chives or anise hyssop flowers for an outrageously colorful salad or dry these gems for confetti over baked potatoes. It is well-suited for baskets or containers but trim to keep compact, & fertilize regularly.



Marigold, Tangerine Gem \$4.49

Tagetes signata 'Gem Series' Annual
Full Sun 6 x 12 inches Edible Flowers
Ditto for the entry above, aside from the tangerine color. If you don't fertilize often then put in the ground rather than in a pot.

MAKING FRESH HERB TEA VIDEO: (posted 9/29/21)

When taped, it was harvest time. I share my favorite tea herbs, their healing qualities, making tea and an AMAZING way to enjoy the tea. Discover certain herbs that make you tingle or others, not so much. Facebook video @ <https://tinyurl.com/3armc9bj>

Try:
lemon herbs,
ginger, mint,
rosemary,
fruity sages,
and more!



FRESH HERB TEA (or INFUSION if you must):
Bring a cup of water to steaming bubbles or just before boiling. Add a handful of fresh herbs. Cover. Unlike me, sip when not hot!

CHILLED TEA BY THE PITCHER:
Pack a pitcher with 3 or 4 handfuls of fresh herbs. Fill up with water, leave in the refrigerator for 6 hours to overnight and enjoy cold. I added fresh pineapple and strawberry mint, lavender, and lemon scented geranium leaves.

Mexican Bush Oregano

Poliomntha bustamenta (longiflora) Tender Perennial \$4.49
AM/PM Sun 3 x 2 feet Culinary, Container

Pale lavender, 1" trumpets perform with glossy foliage throughout the summer. Quite a foxy companion on your patio with the extreme oregano, hint of mint-flavor of traditional Southwest cooking. Add flowers to salads, just-out-of-the-oven pizza, & gazpacho. Have fun fusing different ethnic flavors.



Mexican Oregano

Lippia graveolens Tender Perennial \$4.99
PM Sun 4 x 2 feet Culinary, Medicinal

Labeled as true oregano or "Oregano cimarron" in Mexico & the Southwest U.S., but botanically it's not an oregano. I would describe it as intense oregano with a funky cilantro flavor. Leaves are bright green & scalloped on woody branches which, if properly pruned, will look like a small tree. For authentic SW chili, look no further but be prepared for an intense, FULL oregano punch.

MINTS: Hardy perennials but not bullies \$4.49

- #1) Mints do not have to engulf small towns. Their growth can be managed, but in rare situations, like in a shady area you can't mow, let them go
- #2) 99% of the time we recommend you plant mint responsibly. Sink a 5 gallon bucket, with holes in the bottom for drainage, into the ground. Allow 3" of the bucket above ground to slow mint runners. Fill with potting mix and a scoop of soil. Plant. Prune wandering tips regularly.
- #3) Mints need not be planted miles apart to prevent crossing. It's true that a bee's territory can cover 5 miles however you can plant a variety of mints in 1 bed, granted you keep flowers clipped. You'll disappoint the bees but you'll thwart next year's seedlings too, or not....
- #4) Accept that Mother Nature wins and simply pull the seedlings that sprout in between mature pots of mint next year.

AM Sun+2 (More sun = needs more water = a larger mint)

Plant under Apple Trees, Containers, Slopes, Around Patios



Mint, Apple

Mentha suaveolens

1-2 x 2-3 feet

Drinks, Containers, Bees, Along Ponds

The delicate flavor of Apple mint works best in fresh, uncooked preparations. Add to cocktails, mocktails & tea. Add whole or chopped leaves to popsicles, sorbets and ice cubes. Use to make sauces or herb rubs for poultry, lamb and seafood. Roughly chop Apple mint and add to chutney, dressings, jelly or brine when pickling.

Mint, Chocolate

Mentha piperata 'Chocolate'

2 x 3 feet

Culinary, Medicinal

Get the sensation of a "Peppermint Patty." Imagine this dark green leaved variety in brownies, coffee, hot chocolate, cookies or frothy, fruit smoothies. Why not St. Patrick's Day Mint Chocolate Cheesecake Bars?



Mint, Double Mint

Mentha x gracilis 'Madalene Hill'

2-3 x 3 feet

Tea, Bees, Culinary, Medicinal

This variety is also known as "Red Stemmed Apple Mint" for its ruby red stems. Think of a tea that has both the oils of peppermint and spearmint, or in other words it smells precisely like "Wrigley's DoubleMint Gum."

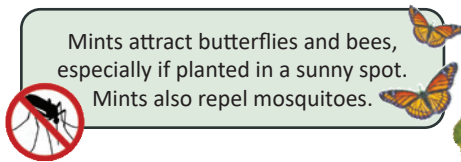
Mint, English Pennyroyal

Mentha pulegium

2-4 x 18 inches

NOT EDIBLE, Flea Repellent

Not for pregnant woman or any cooks! Rub fresh leaves on pant legs to repel mosquitoes and ticks. Let it sprawl where your pets prowl to shoo away fleas. Want more? Let the blue flowers be.



Mint, Ginger

Mentha X gentilis

2 x 2 feet

Culinary, Ornamental

Rare yellow & green splashed leaves look best in spring and hold variegation throughout summer. Fine, fruity, spicy flavor does well with any fruit, salmon and Thai dishes but ginger mint lemonades, Margaritas & ginger mint syrup for drinks dominate.



Mint Habek

Mentha longifolia

2 x 2 feet

Culinary, Medicinal, Bees

This is one of the true Middle Eastern varieties used for the authentic "Tabbouleh," (bulgar grain with parsley, mint, onions, tomatoes, lemon juice, EVOO, salt & pepper.) Two inch, very narrow, bluish-green leaves are the most unique in our mint collection.

NEW! Mint, Julep

Mentha spicata 'Julep'

12 x 30 inches

Mint Julep & other Beverages, Fruit Salad

Start here if you want to concoct an authentic "Mint Julep" beverage. Speaking of this, it is believed to originate in the southern United States during the 18th century. US Senator Henry Clay of Kentucky introduced the Mint Julep drink to Washington, DC at the Round Robin Bar in the Willard Hotel. Though recipes vary, THIS mint variety remains constant.

Mint, Kentucky Colonel

Mentha spicata 'Kentucky Colonel'

2-3 x 3 feet

Culinary, Medicinal, Bees

Add clean, sweet, spearmint to "Mint Chimichurri" - a South American condiment with garlic, mint, parsley, vinegar, olive oil, red pepper flakes and salt. Slather this over lamb, steak, and grilled anything!



Mint, Mojito

Mentha x villosa

2-3 x 3 feet

Cocktails, Bees, Culinary, Tea, Butterfly

Mojito cocktails are made with rum, sugar, lime juice and this plant, with roots that are directly from Cuba. Its mild, not pungent or overly sweet flavor is just perfect for strawberry mojito pops, lemonade or smoothies.

Mint, Orange

Mentha aquatica 'Citrata'

2 x 3 feet

Culinary, Bees, Container, Bath, Flea Repellent

Add one cup of these bronzy green, round leaves, a cup of "Pineapple Sage", and a cup of any lemon herb to two quarts of water. Refrigerate for six hours. Enjoy refreshing, bubbly, flavored water. Or add a citrusy mint to fruit salads, beef or cookies. Marinate leaves or blue flowers in vinegar to eat or add to your bath.

Mint, Peppermint

Mentha piperata

2-3 x 3 feet

Tea, Culinary, Medicinal, Mosquito Repellent

Peppermint's versatility and ease in growing makes it THE beginner's herb. Smooth, shiny, dark green leaves are a boost to brownies, candy, stuffy noses, indigestion and mild headaches. This is the mint in "Mitchell's Homemade Chocolate Mint Ice Cream."

Mint, Pineapple

Mentha suaveolens 'Variegata'

2 x 3 feet

Culinary, Ornamental, Container

White and green variegated leaves remain, even in summer heat. Care to try this over citrus and pomegranates, or mango sorbet? Fresh pineapple mint tea is an escape!



Mint, Strawberry

Mentha spicata 'Strawberry'

2 x 2 feet

Culinary, Beverages, Smoothies & Sorbets

Close your eyes. Breathe in the delicate strawberry fragrance. Use it as you would spearmint, the dominant flavor. Naturally leans toward fruity or spinach salads, drinks and iced tea. It can reseed, so pull out seedlings.



Mushroom Plant

\$5.49

Rungia klossii

Tender Perennial

AM Sun+2 2 x 2 feet

Culinary, Shade

This fast growing New Guinea native bears green, glossy leaves containing large amounts of iron, vitamin C and a special mushroom flavor.

Add its raw, crispy foliage to spinach salad or tuck it in sandwiches. Mushroom flavor increases with cooking, so add it at the last minute of cooking.

NASTURTIUM \$4.49



Tropaeolum, the scientific name literally means “nose-twister” or “nose-tweaker.” It earned the common name “Nasturtium” due to its peppery tang like watercress, which bears the botanical name *Nasturtium officinale*. Tear up the leaves & flowers for a salad. Use its fruits (unripened seeds) as caper substitutes. In pots, nasturtiums require faithful fertilizing, but they thrive better in our gardens.

Tropaeolum majus, are trained to climb or spread while the bush types (*Tropaeolum minus*) mound. Here's how to grow them:

PM Sun	Annual	Organic Soil
Water regularly	1.5 x 2 feet	Containers, Culinary
Butterfly & Hummingbird friendly too		

Alaska, Variegated

Tropaeolum majus Alaska Variegata'

Everybody's favorite in mixed containers for its compact growth that politely spills over, and its beauty before it even flowers. Plant a pot of nasturtiums with chives, lettuce, & a patio tomato for a summer's worth of salad. Added bonus: the flowers taste like a cool radish!



Empress of India

Tropaeolum majus 'Empress of India'

Like the exotic, deep red flowers but LOVE the dark green foliage especially in a patio pot with purple basil, “Gem Marigolds, and other colorful foliage and edible flowers.

Jewel Mix

Tropaeolum majus

This well-known mix of single and double, two inch blooms of light yellow, orange and deep red are held above 18 inch bushes of light green foliage.



NEW! Nasturtium, Phoenix

Tropaeolum minus



Instead of their usual rounded shape, the petals of every bloom on this British introduction are “cut” into 3 to 4 points, like flames. The blooms arise in bright and pastel shades of the classic golds, oranges, and reds well as creams, peaches, and salmons. Many petals are brushed with mahogany near the base. Can grow upright in pots or trailing in baskets.

NEW! Nasturtium, Strawberry Cream

Tropaeolum majus

Mix of cream-colored blooms with red spots and rich red blooms with very vivid, green leaves create impact. These South American natives are suitable for garden edges, herb gardens, covering banks, hanging baskets, and other containers.



Olive, Arbequina

\$9.99 & 18.99

Olea europaea 'Arbequina'

Tender Perennial

AM/PM Sun

3 x 6 feet

Culinary, Winter Houseplant

Mark's 6 footer provided a mason jar full of the best tasting olives. The process takes salt, water, & vinegar plus a month or two. No complicated equipment, just a little care. Olive trees need all day sun in the summer and 50° in the winter to set early spring flowers. Very drought tolerant.

BRINE-CURING OLIVES is easy. It just takes awhile.

1/4 cup kosher salt

4 cups water

1/2 cup of red wine vinegar

1 gallon glass jar

Pour the brining ingredients into the jar and stir. Submerge whole olives in this brine and top with cheesecloth or something else to keep them underwater. Do NOT cut them.

Cover loosely with a lid and put the jar in a dark, cool place. That's it. Check it from time to time, meaning every week or so at first. The brine should darken, and you might get a scum on the top. That's OK.

(What's going on is that your olives are fermenting which breaks down the astringent substance in an unripe olive. Fermentation is why I never wash my olives before curing. I want those natural yeasts on the outside of the olive to do their magic.)

I change my brine every month. I don't rinse the olives during changes either because I want the residue to act as a “starter” to get the next batch of brine going. Whole olives can take 6 months to cure. Taste them when you change the brine to see if the bitterness is gone.

Once cured, store the olives in the brine, or drain and completely cover in extra-virgin olive oil. To this you can add flavorings, such as dried oregano, chilli or fennel seeds.

Dry sherry & other dry wines, OR on a very light and crisp white wine, (like Sauvignon Blanc) balance the olives' saltiness and flavor.

TUSCAN MUSHROOM PIZZA

pizza dough for 12 to 14” crust

1 tablespoon olive oil

2 cloves garlic, minced

2 tablespoons fresh rosemary

1 cup coarsely chopped mushroom plant leaves

1/3 to 1/2 cup pesto

1/2 cup havarti cheese, shredded

1/2 cup white cheddar, shredded

10 to 12 sun-dried tomatoes, 1” pieces

Prepare & roll out pizza dough. Place on parchment-lined pizza pan.

In a sauté pan over medium heat, add olive oil & heat for a moment. Add the minced garlic and rosemary and cook for a minute or two. Toss in the mushroom leaves. Stir and turn off the heat, but keep the pan on the burner.

Preheat the oven to 425°

Brush edges of the crust with olive oil. Spread a layer of pesto over crust. Sprinkle cheeses over pizza. Top with sun-dried tomatoes. Bake for 10 minutes. Add the mushroom mixture and bake 2 minutes more or until crust is golden brown.

Hearty and flavorful mushroom pizza pairs well with a light-bodied red wine like Pinot Noir or fresh Beaujolais. You could also go with a medium-bodied white wine like Chardonnay or Chenin Blanc.

OREGANO \$4.49

Oreganos thrive in Mediterranean conditions. They worship the sun, heat and well drained soils. Flavor is actually diminished by high powered fertilizers. Use an organic (4-6-4) fertilizer at planting, with annual dressings. Except for Sweet Marjoram, most are winter hardy. A couple are better in pots than on (dinner) plates and the stinkiest ones should be thrown in a bath for sore muscles.



Oregano, Chef's Greek

Origanum vulgare subsp. hirtum

AM/PM Sun 2-3 x 3 feet Hardy Perennial Culinary, Bees, Butterfly, Bath

Don't confuse this one with the purple flowered ornamental oregano. THIS ONE'S FOR COOKING. It is still a vigorous grower, which forms 3 to 4 foot clumps, so give it room to grow. Harvest frequently. Scatter flowers or leaves over pizza, spaghetti, meats or stews, venison & other "manly" fare.

Oregano, Golden Crisp

Origanum vulgare 'Dr. letswaart'

PM Shade 3 x 12 inches Hardy Perennial Containers, Bees, Rock Gardens

Clumps of round, golden, crinkly leaves offer a mild fragrance but beware: avoid hot afternoon sun or this oregano will burn to a crisp. One foot, pale lavender spikes will still appear midsummer, a plus for area bees. Small enough for rock gardens or patio containers.

Oregano, Hot & Spicy

Origanum vulgare 'Hot & Spicy'

AM/PM Sun 1-3 x 3 feet Hardy Perennial Culinary, Bees, Butterfly, Bath

We thought "Chef's Greek" had a strong flavor. This is for the person that really loves intense, oregano flavor plus a kick. Use with care in sassy salsa and chile dishes.

Oregano, Italian

Origanum x majorana

AM/PM Sun 1-2 x 3 feet Half-Hardy Perennial Culinary, Bees, Butterfly, Bath

If I could only grow five herbs, this would be one of them. With the upright productive growth of a typical oregano but the sweetness of a sweet marjoram, this is a marriage of heavenly proportions. Try pesto with oregano, pinenuts, garlic, parmesan, olive oil, salt and pepper. Blend, toss into hot pasta, top with lemon zest and more parmesan. Add a glass of wine. Done!

NEW! Oregano, Kent Beauty

Origanum 'Kent Beauty'

AM/PM Sun 6 x 16 inches Hardy Perennial Ornamental Basket

Instead of eating, simply enjoy this trailing mound of powdery blue-green foliage. Summer through fall, it bears drooping heads of hop-like bracts in a blend of shrimp pink, green and cream. Terrific in containers, draped over walls or in the sunny rock garden.

Oregano, Sweet Marjoram

Origanum majorana

AM/PM Sun 1-2 x 2 feet Annual Culinary, Bees, Baths



Sweet Marjoram is an annual oregano. Its sweeter, more delicate flavor works well with eggs, vegetables, seafood, rice, poultry, or pork. It is a good muscle ache reliever in bath while it also eases allergy symptoms.

Oregano, Variegated

Origanum vul. 'White Anniversary'

PM Shade 4 x 12 inches Hardy Perennial Pot, Ornamental

You only need look left to see its beauty. Now, imagine a mild "Sweet Marjoram" taste and white flowers for mixed containers, strawberry jars, bed edges or a rock garden.



NEW! Oregano Zaatar

Origanum syriacum

AM/PM Sun 10 x 10 inches Tender Perennial Culinary, Containers

Native to the Mediterranean where it has flavored meals for thousands of years, soft gray-green leaves exhibit flavors of sweet marjoram, thyme and oregano. Harvest often for eating and keeping it compact. Not to be confused with Z'atar, an herbal blend of several ingredients.

PARSLEY \$4.49

New gardener or cook? Start with parsley. In ground or in a pot, you will reap handfuls luckily, as you'll use it by the cupful in the kitchen. Most prefer sun, but we have a shade variety and even parsley ROOT!

Parsley, Hamburg Root

Petroselinum crispum 'Hamburg'

PM Sun 2 x 2 feet Biennial Culinary, Edible Roots



Most parsleys do not form a tap root like this "old country" variety, lending a deeper parsley flavor to soups & stews. You can also roast like any other root vegetable and enjoy the leaves like any other parsley.

Parsley, Italian Flat-Leaf

Petroselinum crispum 'Gigante D' Italia'

PM Sun 2 x 2 feet Biennial Culinary, Butterfly

Mistakenly added too much sage, garlic or chile peppers to your dish? Add a cup of these thick, juicy leaves before you render it inedible. Impart a little vitamin A, C, iron, and magnesium to scallops with parsley butter, or bleu cheese, parsley shrimp.

Parsley, Japanese Mitsuba

Cryptotaenia japonica'

PM Shade 24 x 8 inches Biennial Culinary for Wet Shade

Native to East Asia, where it is used as a seasoning and potency tonic. Leaves and roots are cooked as a vegetable while sprouts are eaten in salads. All parts are edible, however some people report skin irritation from repeated contact and toxicity from eating huge quantities. The flavor is said to be akin to celery plus parsley, sorrel, and cilantro.

Parsley, Triple Curled

Petroselinum crispum 'Krausa'

PM Sun 1 x 1-1/2 feet Biennial Culinary, Butterfly



Mark specifically requests this variety for the great flavor AND good looks. Cleanses breath too! Best used fresh, though frozen works but bypass dried parsley. Freeze leaves in a single layer and pop in a freezer bag, or process with olive oil, pour mix into ice cube trays, freeze & store.

Patchouli

Pogostemon cablin (patchouli)

PM Shade 1 x 2 feet Tender Perennial Potpourri, Bees

Easy to grow, inside or out, just give it room. Bring in before 1st fall frost. Flower clusters will rob some of the leaf scent so prevent flowering by giving it 12 hours of light, indoors. Grown commercially for its oil in perfumes and incense, you can dry its scallop edged leaves yourself. Groovy!

Root Beer Plant

Piper auritum (santum)

PM Shade & Moist 5 x 20 feet Tender Perennial Culinary Wrap, Houseplant

"Hoja santa", its indigenous name, is widely used in traditional Central & South American recipes. The Aztecs likely included it in unsweetened chocolate drinks. Broad, heart-shaped leaves are sliced for egg dishes & mole verde, or used whole to wrap meat, fish, and even tamales before cooking, leaves and all! Find a moist, large spot, as it will grow up to five feet this year.



ROSEMARY starting at \$4.49 with larger pots available

Years ago, three of our rosemaries earned three first places at the Cleveland Botanical Gardens Flower Show. Here's the treatment they received:
Outdoors (May - Oct.): Grow in full **AM/PM Sun** in a raised bed with well draining soil. Fertilize & water deeply at planting and rarely after that.
Indoors (Oct - April): #1. Re-pot into a larger pot with fresh soil in the fall OR root prune, adding fresh soil and put back in the original pot.
 #2. Place next to a sunny, cold (55-60°), and preferably drafty window. (Old-fashioned windows grow the best plants!)
 #3. Don't overwater. Water only when soil feels dry and the pot is lighter in weight, not by the calendar.



Rosemary, Arp

Rosmarinus officinalis 'Arp'

3-4 x 4 feet

Culinary, Medicinal, Butterfly

Perhaps the hardiest of all varieties, however our winter breezes are still too stiff. The growth is somewhat unpredictable but generally thick and well branched. Leaves and blooms enhance jams, orange sauce, poultry and lamb. Pale blue, early spring flowers appear while it is still indoors.

Rosemary, Creeping

Rosmarinus officinalis prostratus

2-3 feet trailing

Container, Culinary, Medicinal, Topiary, Bonsai



This creeping variety gravitates to hypertufa containers & hanging baskets and easily wraps around circular wire frames for Victorian centerpieces. Fresh rosemary for Thanksgiving, plucked from your table? PRICELESS!

Rosemary, Foxtail

Rosmarinus officinalis 'Foxtail'

2 x 2 feet

Culinary, Shish-kabob, Winter Houseplant

Test each rosemary when you visit. If you like the smell, you'll likely love the flavor. Each variety is distinct. Appearance-wise, "foxtail" is big, thick and bushy and takes on a blue sheen once indoors for the winter. Lovely!

Blooming Rosemary attracts butterflies



Rosemary, Golden Rain

Rosmarinus officinalis 'Joyce DeBaggio'

1-2 feet

Culinary, Topiary, Bonsai

Chartreuse and green, striped, lemony-laced leaves adorn this stocky, erect herb. Cool weather heightens variegation just in time for vibrant blue buds indoors. Mark's favorite variety for containers as it appears to be a mini alpine tree.

Rosemary, Gorizia

Rosmarinus officinalis 'Gorizia'

4-5 x 4 feet

Culinary, Medicinal, Topiary

We call it Godzilla. Tom DeBaggio received it from Gorizia, Italy. Still, it's an appropriate nickname for its broad, easy to prep, leaves that are twice as wide as the standard rosemary. Light blue flowers spring through summer, are also larger. Tom described its flavor as "gentle, sweet and a bit gingery." I can taste the potato salad now! Stems serve as skewers for shish-ka-bobs.

Rosemary, Herb Cottage

Rosmarinus officinalis 'Herb Cottage'

4 x 4 feet

Culinary, Medicinal

Escape the winter blues. Visit our greenhouse and you will be treated to these fluorescent blue flowers. It is a solid, well-branched selection, jammed with leaves and flowers. Excellent for bonsai, topiaries, roasted taters and foccacio, as it is most fragrant.



Rosemary, Hill Hardy

Rosmarinus officinalis 'Hill Hardy'

2-3 x 3 feet

Culinary, Medicinal, Topiary

Long ago, we were impressed with its healthy growth habit. Not hardy in our open fields, but then all rosemaries have a difficult time overwintering. You can try and plant it against a South wall and protect it from brisk winds with something transparent (not mulch!), but inside every winter is best.

Rosemary, Large-creeping

Rosmarinus officinalis 'Lockwood DeForest'

2 x 5 feet

Cascading Walls & Baskets

Pale blue flowers arrive on your winter window-sill after a summer's worth of sunshine, spilling over baskets and walls. This variety, AKA "Santa Barbara" rosemary, pairs well with apricots, oranges and bleu cheese.



Rosemary often blooms in late fall, aren't bothered by rabbits or deer, handles drought, & are easy bonsais!

Rosemary, Nancy's Wedding

Rosmarinus o. 'Nancy's Wedding'

3 x 2 feet

Culinary, Bees, Wedding Bouquets

The USDA released this trial rosemary to a few select nurseries and we are asking customers to trial it. We want your evaluations. So far, we have found it to be very fragrant with balanced, amazing flavor and vigorous growth. We assume the flowers are blue, but haven't seen them yet.

Rosemary, Pink Flowering

Rosmarinus officinalis 'Majorica Pink'

3 - 4 x 4 feet

Culinary, Medicinal, Butterfly, Shish-kabob

Pink flowers distinguish this strong, upright, short needled variety. Doesn't branch well but reaches amazing heights in one season. A great companion for the grill with long stems for shish-kabobs.

KEEPING ROSEMARY ALIVE OVER WINTER:

"Sunny, cold (55°), drafty window" is Mark's rosemary maintenance mantra.

KAREN'S ROSEMARY SHAMPOO:

Add 6-4" fresh rosemary sprigs to your favorite shampoo for shiny hair. Keep sprigs in the shampoo until it is empty.



Rosemary, White-Flowering

Rosmarinus officinalis 'Albus'

3 x 3 feet trailing

Culinary, Medicinal, Topiary, Butterfly

The unique white flowers that cover this masterpiece by late summer, early fall, add to the legend of how Jesus' mother Mary placed her cloak over a rosemary while escaping to Egypt, turning the white flowers to blue. Rosemary and Mediterranean food (its native home) always pair well.

POWDERY MILDEW SPRAY: 2 Tablespoons baking soda 2 Tablespoons oil (cooking or *summer oil) 1 gallon water

Pour baking soda and oil into a rinsed out milk jug and add water. Shake vigorously. Label. Pour some into a spray bottle and drench all sides of leaves until it drips, every 7-10 days. Great on roses, bee balm, sage and rosemary. Update: NOT effective on Basil Downy Mildew (that's a different disease) but it works on spider mites and aphids too. (*Summer oil is found in the fruit tree spray section; do not use dormant oil.)

SAGES, CULINARY & MEDICINAL \$4.49

Sage, known as the “youth herb,” is used to darken hair, improve memory, & even ease wrinkles. We use it in the bath to soothe muscles, drink the tea to ease nerves & indigestion, and you’d be WISE to add variegated varieties to your moon garden. You’ll be amazed with the variety of shapes, colors, uses and hardiness. Sages love **AM/PM Sun** and the hummingbirds, bees and butterflies love the sages. Of the 600 varieties of sage, a few are edible & medicinal, but most are ornamental & attract butterflies.

Sage, Berggarten

Salvia officinalis 'Berggarten'

AM/PM Sun



2 x 3 feet

Hardy Perennial
Culinary, Border, Medicinal



Broad, oval-shaped leaves on this 2' herb make “Berggarten” the easiest of all sages to harvest and prep. Flash fry whole leaves in sizzling olive oil for about 30 seconds. Take off heat. Cool, crumble & use like bacon bits. It rarely blooms as its flowering tips often freeze.

Sage, Berggarten Variegated


Salvia officinalis 'Variegated Berggarten'

AM/PM Sun

2 x 3 feet

Hardy Culinary, Medicinal, Ornamental

Though it's as hardy as Berggarten, a few of its blue-green and white variegated, slender leaves revert back to green. Just snip off and eat them!



Sage, Dwarf Garden

Salvia officinalis 'Compacta' (Nana)

AM/PM Sun

1 x 2 feet

Hardy Perennial
Culinary, Container, Medicinal



Smaller leaves in a compact bush offers full flavor. It's my go-to for mixed containers and tidy hedges. Plus it's covered with blue flower spikes each spring that don't always get frozen off. Like many strong flavored sages, a little goes a long way. Sage is a nice contrast with sweet or acid flavors, and is often paired with citrus or pineapple.

Sages are bee, butterfly and hummingbird attractors.



Sage, Golden Pineapple

Salvia elegans

PM Sun

3 x 3 feet

Tender Perennial
Culinary, Hummingbird

While I use bushels of these golden leaves in summer beverages (a cup each of pineapple sage, lemon verbena and orange mint in a pitcher of water), it is in its glory in the fall. Imagine the scarlet spires that you see on tangerine or green pineapple sage atop a 3 foot glowing, golden bush.

Sage, Golden Variegated

Salvia officinalis 'Icterina'

AM/PM Sun

1 x 2 feet

Hardy Perennial
Culinary, Bees, Medicinal

Our cuttings come from stock plants that survived -18° one winter. Golden margins surround green centers. Our obedient mounds create a 7 to 8 month show, posed in front of “Bronze Fennel,” purple basil and other sages. Add to apples with braised chicken or butternut squash. Golden sage's milder flavor is easy on beginning palettes.

Sage, Grandfather White

Salvia apiana

AM/PM Sun

3-4 x 3 feet

\$4.99
Tender Perennial
Ceremonies, Bees, Hummers

This powerful, silver shrub is used by native people to purify themselves (in sweat lodges during flu season) and their dwellings. Traditionally, small wands are burned to ward off evil spirits. Tiny white flowers draw the bees which is why it is often called “bee sage.”

Sage, Pineapple

Salvia elegans

PM Sun

3 x 3 feet

Tender Perennial
Culinary, Hummingbird

Delicious, scarlet-red flowers on 3 foot spikes form in the fall as the grand finale. Use fresh leaves or flowers in teas, fruit, chicken salads, white wine and lemonade. Plants grow large but luckily don't mind frequent harvests. Pick lower leaves, which are more succulent, being protected from the sun. Stop pruning tips August 1st, allowing flowers to form.

See "Fresh Pineapple Upside-Down Cake," page 55



PAIRING SAGE DISHES & WINES:

Sage works well when rubbed into steak or infused into a creamy sauce. A strong red (Cabernet Sauvignon, Malbec, or Pinot Noir) would be a good choice for pairing with ribeye steak. The tannins in these wines cut through the fat and enhance the flavor of the steak. Balance creamy sauces with a buttery Chardonnay or Sauvignon Blanc.

Sages don't only come in dozens of colors, shapes and uses, but a wide variety of flavors from savory to sweet. If you prepared a pineapple sage upside down cake, you might reach for a California Chardonnay, a Burgundy Chardonnay or a (red) Argentinian Malbec.

Sage, Purple

Salvia officinalis 'Purpurea'

AM/PM Sun

2 x 3 feet

Hardy Perennial
Culinary, Ornamental



Purple new leaves mature partially green creating a bi-colored look. Flavor is slightly less robust so it's ideal for cooks who've not used sage before. I started adding sage to my spaghetti sauce after a friend told me it mimics a sausage flavor since sage is typically the primary herb in sausage. Some believe it is the most potent sage medicinally with teas to relieve cough and chest congestion.

Sage, Tangerine

Salvia elegans 'Tangerine'

PM Sun

2 x 2 feet

Tender Perennial
Culinary, Tea

Flowers are the same as “Pineapple Sage” with a fruitier, rather than tropical, flavor. Plants are more compact as well. It flowers from about May until you allow it to freeze. Lug it inside and it'll continue to flower a good part of winter. Blooming show isn't as loud as “Pineapple Sage,” however it lasts much longer throughout the season. I've used the flora and foliage to make a fruity syrup for herbal sodas and handfuls of it and “Lemon Verbena” to flavor good old drinking water.



Sage, Tricolor

Salvia officinalis 'Tricolor'

AM/PM Sun

2 x 3 feet

Half-Hardy Perennial
Culinary, Ornamental

Pink, white and green colored leaves display well in the garden or the dinner table for cooks who enjoy a little less intense sage flavor. Not always hardy, so root cuttings in fall, and bring them in.

NEW! St. Johnswort

Hypericum perforatum

AM/PM Sun 2 x 2 feet Hardy Perennial Medicinal Groundcover, Bees

\$4.49

Its name is a nod to the yellow blooms arriving in late June, around the annual feast of St. John. Noted as a remedy for many ailments, including insomnia, depression, bladder problems, and pulmonary complaints, but do your research. May cause skin rash or not play well with pharmaceuticals.

Salad Burnet or Di-yu

Sanguisorba minor

AM/PM Sun 12 x 12 inches Hardy Perennial Culinary, Medicinal

\$4.49

Crumble cucumber flavored young shoots and fruits over salads, and infuse in tomato juice or vinegar. Its rosette form looks lacy in herbal lawns. Referred to in "traditional chinese medicine" as "Di-yu" where it is used to stop bleeding. Like borage, harvest when foliage, flower or fruit is young.



SIMPLE FLOWER SALAD

Change of pace salad toppings:

- salad burnet & borage flowers/leaves
- kale, beet leaf & arugula micro-greens

Toss with lettuce, lemon juice, sea salt flakes and some olive oil.

SAVORIES \$4.49

Substitute the herb "savory" for salt or black pepper. Embellish recipes like: cream cheese crepes, roasted lemon/garlic chicken, fresh pasta with garlic sauce, and any roasted meat. You can dry savory for a salt substitute blend, beef or grilling rub, or even a chile/taco blend.

AM/PM Sun Culinary, Honey Bees, Medicinal, Tea, Rock Garden

Savory, Summer Compact

Satureja hortensis

7 x 7 inches

Annual

Containers

This selection has the same peppery-thyme flavor as standard summer savory only it stays smaller and bushier; ideal for containers. Cut for fresh use once the plants have become established. Entire plants can be harvested when flowers are in the bud stage for winter use. To dry, hang the plant in a warm, dark, well-ventilated location.

Savory, Purple Winter

Satureja montana ssp. illyrica

6 x 6 inches

Hardy Perennial

Bright violet spikes cover this aromatic, evergreen dwarf shrub. Compact enough for patio pots, troughs and crevices in dry stone walls. It's my secret flavoring, fresh or dried, over homemade pizza.



Savory, Winter

Satureja montana subsp. montana

2 x 1 foot

Hardy Perennial

Take the lead of Germans who call this robust, salt substitute "Bohnenkraut," meaning "bean herb." Edible white flowers mimic candytuft in appearance. Savories belong to a huge family with mint, basil, thyme and other herbs which are often used to ease nausea, flatulence, sore throat, bee stings, arthritis (even baldness) due in part to their antiseptic qualities.

Savory, Winter Dwarf

Satureja montana subsp. montana 'Nana'

9 x 9 inches

Hardy Perennial

For faery or rock gardens, try this exact dwarf version of "Winter Savory," with smaller, glossy leaves, delicate white flowers and a peppery flavor. Add bush basil and rosemary for an edible windowsill landscape. OR make a dry rub blend of sea salt with dried savory leaf, rosemary, lemon peel, garlic powder and minced onion. Rub over meat, fish and poultry. Grill or roast.

FORGIVE ME, "ALPHABET GODS"

Having over 800 varieties of herbs, miniature perennials, succulents and vegetable plants, we strive to maintain some semblance of alphabetical order. We also like to keep general groups together on one page. To that end, we snatched the following, to keep the fancy leaved and the scented geraniums squarely on the next three pages.

Soapwort, Double Pink

Saponaria officinalis 'Flore Pleno'

AM/PM Sun 2 x 1.5 feet



Hardy Perennial

Cut Flower

\$4.49

Brought from Europe, colonists mixed plant sap from its stems and roots with water to form a latherly soap, thus the common names of soap or latherwort (wort=plant). Bouncing Bet (Bet is short for Bess) is an old-English term for washerwoman. The scientific name deconstructed is: Sapo=soap, officinalis=plants used for medicine/cooking, 'Flore Pleno'= sold in shops. Pretty cool for this July through September double-flowered bloomer. Not invasive!



Society Garlic

Tulbaghia violacea

AM/PM Sun 1-2 x 1 feet



Half-Hardy Perennial

Container, Edible Flower

\$4.49



As with most green varieties, this grows larger and more robustly than its variegated cousin. Separate pale lavender globes and use sparingly over salads, fish, or most any dish open to garlic. Linear foliage is an excellent substitute for dracenea spikes in mixed containers.



Society Garlic, Tricolor

Tulbaghia violacea 'Variegata'

AM/PM Sun 6 x 12 inches

Container, Culinary, Hummers

\$4.99

Deer won't touch these elite, silvery, slender spikes of green, white and pink. Bruise the foliage and you'll smell garlic, though it's not related. I suggest beginners start with the lavender pink flowers as garnishes. If you think it's too strong for the plate, then try it as a pond plant.

Sorrel, Blood

Rumex sanguineus ssp. sanguineus

AM/PM Sun 1 x 2 feet

Hardy Perennial

Salads

\$4.49

Enjoy its blood red veins that run down emerald green leaves for a welcome contrast to all our green herbs. Though not as tangy, it's still quite tasty. It doesn't mind water, in fact, it is considered a popular pond plant.



Sorrel, (True) French

Rumex scutatus

Am/PM Sun 2 x 2 feet

Culinary, Medicinal

\$4.49

Sorrel contains higher amounts of oxalic acid which gives it the perky, lemon, sour punch. A few torn leaves are a welcome surprise over salads, pasta and stir-fries, but not always beneficial for people with a tendency to rheumatism, arthritis, gout, kidney stones or hyperacidity (as sorrel can aggravate those conditions.)

NEW! Sorrel, Silver-leaf

Rumex scutatus ssp. glaucus 'Silver Leaf'

AM Sun+2 16 x 24 inches

Hardy Perennial Ornamental, Culinary, Medicinal

\$4.49

Interesting shield-shaped leaves washed in a striking silver hue look and grow right at home in natural landscapes. Alternatively, planted in pots lends itself to easy harvesting for pureed soups or fresh salads for a powerful dose of vitamin C, vitamin A, iron, magnesium, fiber, manganese, and copper.

🌀 FANCY LEAVED GERANIUMS \$5.49 🌀

Protect these exotic leaves and flowers from the blazing afternoon sun. In fact, in hanging baskets, they perform best with AM Sun. Allow the soil to dry out before you AM water deeply, and fertilize monthly. These play well with herbs like parsley and vietnamese cilantro, and the begonias and sweet potato vines in the beneficial beauties section. Provide attention and enjoy color from spring to summer's end.

Availability, as I write, is sketchy: may or may not have the following:



Apple Blossom



Crystal Palace



Distinction
not available in 2024



Fairywood



Frank Headley
not available in 2024



Grossensorten
not available in 2024



Happy Thoughts
Pink



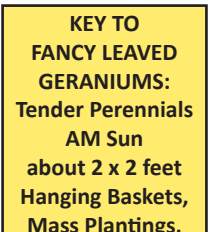
Happy Thoughts
Red



Indian Dunes: NA



Lady Cullum



Masterpiece
not available in 2024



Mrs. Pollock



Lori's Beauty



Petals: NA

**KEY TO
FANCY LEAVED
GERANIUMS:
Tender Perennials
AM Sun
about 2 x 2 feet
Hanging Baskets,
Mass Plantings,
Butterfly Magnets**



BIG THANK YOU TO CINDY @

Bench Farms State Route 2

The original fancy leaved plants (& most pics below) came from Bench's. If you love unusual plants, antiques, fresh produce & more geraniums, visit Bench Farms, Curtis OH



Stellar Red



Vancouver
Centennial



Stellar White



Turkish Delight




Wilhelm Langguth

🌀 IVY LEAGUE GERANIUMS \$6.49 🌀

In their native South African home, ivy geraniums (Pelargonium peltatum) grow in naturally sheltered locations that provide moderate light exposure and temperature levels. IVY LEAGUE GERANIUMS provide exceptional heat tolerance and better branching, meaning they fully fill hanging baskets and look good all summer. For optimal blooming conditions here in Ohio provide:

AM Sun+2, Daily AM watering, Snip off spent flowers, 8-2-4 fertilizer
Online @ gardenerspath.com/plants/flowers/ivy-geranium/



Burgundy



Burgundy Bicolor



Deep Pink



Orchid



Red



Crocodile

The Crocodile and L'élégante are basket loving ivy geraniums, but not part of the "Ivy League Series." Check out their variegated, succulent foliage.



New! L'élégante

SCENTED GERANIUMS \$5.49

Plant outside in May. Pick a spot with well-drained soil, protect from harsh afternoon sun, and give them an occasional soaking. OR grow in pots, watering more often as drought will cause unsightly, dead leaves. Pot or bring them indoors by September. Large leaf varieties need big, 18" deep pots to overwinter indoors here in Ohio. That's when you'll see most of their pink, purple or white blooms, although some arrive earlier. Trim off the flower heads after they fade to encourage more blooms late into the season. That's smart for many bloomers.

Scented Geranium Key: AM Sun+2 Tender Perennial Dry Soil Containers, Butterfly, Anti-Mosquito

ROSE SCENTED GERANIUMS

LEMON SCENTED GERANIUMS

Atomic Snowflake

Pelargonium 'Atomic Snowflake'

2 x 4 feet

Tussie-Mussie, Culinary, Lilac-Purple Flowers

This "snowflake" looks like it survived "3 Mile Island" with its random blotches of cream on its palm-sized, rough textured leaves. By season's end it might reach 4 feet across! Be prepared for a mild rose scent.



Attar of Rose

Pelargonium graveolens 'Attar of Roses'

2 x 3 feet Perfume, Pale Pink Flowers

"Attar of Roses" has been distilled for its breathtaking rose fragrance for centuries. It's been replaced synthetically but you can take advantage of this jewel in potpourri, homemade perfume, facials and rosewater. Try a nostalgic herb for a return to elegance.



Grey Lady

Pelargonium x asperum 'Grey Lady'

2 x 3 feet

Ornamental, Tussie-Mussie, Dusty Pink Flowers

Sage green leaves edged in cream possess a mild rose scent with fruity overtones. A robust habit, finely cut leaves & dusty pink flowers add to its charm. Listed in an 1871 American garden catalog.



Logee's Snowflake

Pelargonium 'Logee's Snowflake'

2 x 3 feet Ornamental, Pink Flowers

Along with delicate pink flowers, check out large, heavily lobed, fuzzy green leaves with hit-or-miss snowflake splotches.

Old Fashioned Rose

Pelargonium graveolens

2 x 3 feet



Culinary, Perfume, Big Pots, Pink Flowers

Old Fashion Rose Scented Geranium is the most important scented geranium for the commercial production of rose geranium oil used in perfumes, potpourri, teas, jellies and other delectable treats.



Skeleton Rose

Pelargonium x asperum 'Dr. Livingston'

2 x 3 feet Nose-gays, Pale Pink Flowers

Fine and frilly foliage packs a robust and clean rose scent. Softer scented, pale pink flowers offer the perfect beverage garnish. Sprinkle on top or freeze leaves and flowers in ice cube trays, at-the-ready, anytime.

Velvet Rose

Pelargonium x asperum 'Velvet Rose'

2 x 2 feet Culinary, Tussie-Mussie, Pink Flowers

We saved the overall best "Rose" for last. This luxuriously rose-scented cultivar is covered in soft, fuzzy, light gray, deeply notched leaves and large pink flowers, when they decide to show, on this upright grower. Overall most robust scent, easiest-to-grow and quite lovely.



Fingerbowl

Pelargonium crispum minor

2 x 2 feet



Fragrance, Decor, Bonsai, Pink Flowers

5.49 & \$14.99 3 yr. old

With leaves barely the size of a dime, you don't expect the big burst of lemon scent that comes from rubbing the leaves. The name comes from the old tradition of putting lemon scented water bowls at the table to clean off the fingers after a messy meal.

French Lace

Pelargonium crispum 'French Lace'

1 x 2 feet

Culinary, Topiary, Pale Mauve

Lights up this page not nearly as much as it brightens AM sun-loving containers, as a tree element. "French Lace" is an upright sport of "Prince Rupert" so we know it's a fine topiary.



Gold Finger

Pelargonium crispum 'Aureum Minor'

12 x 6 inches

Culinary, Table & Stemware Decor, Bonsai, Pale Pink

\$5.49 & \$14.99 3 yr. old

This superbly erect, lemon scented, laced-in-gold specimen doubles as a miniature tree in a tabletop landscape or bonsai. Elegant enough for decorative sprigs on champagne glasses or beverage stirrers but comfortably casual for tussie-mussies. Infuse leaves in cream overnight for cheesecake.

Gooseberry

Pelargonium crispum 'Variegatum'

1 x 2 feet

Ornamental, Bonsai, Whitish-Pink Flowers



The inspiration for its name, gooseberries apparently possess a sharpness reminiscent of lemons, with a subtle tropical fruit sweetness. That about describes this variegated gold & green foliage with whitish pink flowers.

Lemon Meringue

Pelargonium 'Lemon Meringue'

1 - 2 x 2 feet

Culinary, Potpourri, Pink

SOME catalog authors stretch beyond reality in describing their beloveds. However, this is not the case when I say, here lies the most euphoric lemon scent. Spot on lemon meringue pie!



Mabel Grey

Pelargonium citronellum

2 x 2 feet

Culinary, Tussie-Mussie, Potpourri, Pink Flowers

Two inch maple-shaped leaves release a blast of sweet, pure lemon fragrance! Tall, bushy, and deliciously scented, 'Mabel Grey' grows easily in a large pot and offers lovely, small, orchid-pink flower sprays late season.

Rober's Lemon Rose

Pelargonium graveolens 'Rober's Lemon Rose'

2 - 4 x 2 feet

Culinary, Topiary, Mosquito, Pink Flowers

Make room for this very large, robust plant filled with a spicy, lemon rose fragrance and duck foot-shaped foliage. Plant with "Attar of Rose and Old-Fashioned" for a powerful, mosquito trio.



SCENTED GERANIUM CAKE:

Grease and flour the pan, add rose or lemon scented geranium leaves, pour in batter and bake. Cool, invert and decorate!

CAN PLANTS REALLY REPEL MOSQUITOES?



Geranium and citronella essential oils are often mentioned as DEET alternatives to repel mosquitoes. We believe this trio is your best bet in terms of plants :

- **ROBER'S LEMON SCT. GERANIUM** (highest citronella oil content)
- **OLD-FASHIONED ROSE SCT. GER.** (high concentration of geranium oil)
- **ATTAR OF ROSE SCENTED GER.** (high concentration of geranium oil)

Wind & touch releases the oils from the foliage of these mosquito repellents: **BASIL, CATNIP, LAVENDER, LEMON BALM, PEPPERMINT, SAGE & ROSEMARY**

LEMONGRASS locks in its oil and must be distilled, concentrating pounds of foliage in a small bottle, so 10 drops of **LEMONGRASS 100% ESSENTIAL OIL** in a 1/2 cup of apricot kernel, or other carrier oil, likely works best.

FRUIT, NUT & ORNAMENTAL

Charity

Pelargonium x 'Charity'

2 x 1-1/2 feet

Spectacular for Patio Pots

This is known as a lemon-rose scented geranium but its uniquely lime green leaves with deep green variegation land this in our ornamental category. Still you can zhooosh up iced tea with its leaves or lavender pink flowers.



Chocolate Peppermint

Pelargonium tomentosum x 'Chocolate'

2 x 5 feet

Culinary, Kids, Light Pink Flowers

Cross the silky, meandering giant "Peppermint" geranium with blotched, chocolate-colored centers, & here's the result. Kids love its soft, fuzzy, peppermint scented and flavored leaves. Drapes over edges of walls and spills out of large pots. Sadly, the chocolate refers to the dark zoned patch on each leaf.



Lime

Pelargonium x nervosum

2-3 x 2 feet

Potpourri, Culinary, Tall Elegant Topiary, Pale Purple

Profound lime, citrus fragrance from dark green, rounded, razor-edged leaves distinguish this strong, upright grower as does its lavender blooms.

Orange Fizz

Pelargonium x 'Orange Fizz'

2 x 2 feet

Culinary, Pots, Stirrers in Soda, Pale & Dark Pink

Love the orange scent, robust green foliage the texture of crepe paper and perky, pink flowers dotted with fuchsia blotches. Imagine what you could do with the young flowers & foliage in sparkling glasses of ginger ale.

Peppermint

Pelargonium tomentosum

4-6 x 6 feet

Hot Chocolate, Culinary, Kids, White Flowers

Kids love this huge spreader because of its fuzzy, green-gray leaves and peppermint scent. Marinate these leaves in cream overnight, strain and add to brownies. Easily a fuzzy favorite for a children's garden.

Prince of Orange

Pelargonium x citrosum 'Prince of Orange'

1 - 3 x 3 feet

Ornamental, Beverages, Culinary, Whitish-Lavender

One inch large, whitish lavender flowers, each with a maroon blotch in the center, cover the plant. Use its delicious, subtle citrus-flavored leaves in herbal syrups for refreshing iced teas.

Strawberry

Pelargonium scarboroviae

1-2 x 2 feet

Culinary, Fragrance, Bonsai, Pink-Lilac Flowers

Small, crinkled, dark green leaves on red stems make it look like a natural upright bonsai but also offer a subtle, but very nice strawberry flavor. This looks gorgeous in patio containers.



BLOOMERS & MEDICINAL

Clorinda

Pelargonium 'Clorinda'

3 x 3 feet

Fragrance, Mixed Containers, Deep Rose Flowers

Also known as "Eucalyptus" for its prolific, nasal clearing, scented foliage; its 3" deep rose flowers, spring to early summer, are the main attraction.

Mini Maple-Leaf

Pelargonium suffruticosa

1 x 2 feet



Topiary, Mini Tree, Bonsai, Reddish-Pink

\$5.49 & \$14.99 3 yr. old

Grab your pruning shears and transform this short variety with rich, reddish pink flowers into a tree in one growing season. Learn how from our resident expert. Call 419-433-6126 for an appointment.

Mrs. Taylor

Pelargonium ignescens 'Mrs. Taylor'

1 x 5 feet

Basket, Bright Red Flowers

This trailing variety is best grown in large hanging baskets where it mixes with other plants, providing a non-stop floral, red hot show all season.



Oakleaf

Pelargonium quercifolium

2-3 x 3 feet

Ornamental, Topiary, Pink

An autumn favorite because the oak leaves turn a bright crimson before falling off, rivaling any New England autumn color. Pink blooms with maroon stripes reflect the leaf pattern. Traditionally, it's been ingested to treat rheumatism, hypertension and heart disease while the dried form is used as insect repellent sachet.



Roger's Delight

Pelargonium x 'Roger's Delight'

2 x 2 feet

Culinary & Big Pink Blooms

If it didn't have such large, gorgeous, azalea-like pink blooms, its softly lemon scented foliage would place it in the culinary aisle. Place it on your windowsill (the pot keeps it compact) and try buds & foliage in lemonade!

Sct. Geranium, True Black

Pelargonium sidoides

1 x 1 foot Medicinal, Black Flowers

Prized, thumb-sized roots are used to make an amazing South African cold remedy. Glad to offer a very rare herb.




MANY USES OF SCENTED GERANIUMS

These tender perennials came to Europe in the 1600s from South Africa, but their popularity rocketed in the Victorian era. Used as "live air fresheners," they were strategically placed in homes so that fluffy dresses would brush and release their perfumes. Scenteds were used in potpourris and often in the "collar" that surrounded hand-held (tussie-mussie) bouquets, for the same effect.

Today you find them tucked in between herbs, in hanging baskets or containers, trained as topiaries or bonsai.

Picture taken from the scentedleaf.blogspot.com





Stevia or Sweet Herb \$4.99

Stevia rebaudiana

Sun - P. Sun 2 - 3 x 2 feet Annual Culinary

Grow your own "sugar" with minimal calories. It is 10 times sweeter than sugar and is easily substituted in teas, coffee, fruit and cereal. It's a healthy alternative to white sugar & "Nutra-sweet" but does not counter act the acidity in tomato sauce nor provide the yeast action or bulk of sugar. Plant after May 15, apply 2" hardwood bark mulch layer about June 15, and harvest around Labor Day. Hang dry and pulverize with a coffee grinder.

SWEET VIOLETS \$4.99

Partial shade (no sun after 2:00) and moist soil brings about an explosion of deliciously scented, early spring blooms. Not all violas are edible but this is made for syrups and sweet treats. Also the symbol for the goddess Athena and used to treat stress, fatigue, insomnia, symptoms of menopause, depression, common cold, influenza, and many other conditions.

Hardy Perennial AM Sun+2 5 x 24 inches
Fragrant, Edible Flowers; Faery Garden; Deer Resistant; Medicinal



Swt. Violet, Pink

Viola odorata 'Princess Alexandria'

Sweet light pink flowers are perfuming up our greenhouse as I write in February. Grown outdoors year round, expect blooms in March. Normally, deer and even slugs & snails, pass these by.



Swt. Violet, Purple

Viola odorata 'Konigen Charlotte'

More heat tolerant than most violas, but, it only opens up in cool weather. Harvest early spring and fall, used as fresh salad & cake toppers and in a yummy cup of tea. Does not re-seed like crazy.



Swt. Violet, Red

Viola odorata (Mark's select)

Red is unheard of in the violet community, but it literally appeared in our garden. Thank you fairies! Once the key ingredient to perfume, viola blossoms more often add flavor and Vitamins C to our food.



NEW! Swt. Violet, Sky Blue

Viola odorata 'Sky Blue'

A Mulberry Creek original with pale blue flowers in the beginning, turning to white clouds as they age. Next year, they will refresh again in a blue hue.

Sweet Woodruff \$4.49

Galium odoratum

Hardy Perennial PM Shade/Dry Soil 12 x 24 inches Groundcover

It is always in bloom on my parent's anniversary, May 2nd. Being German, of course I have sought out "fresh" strawberries for the classic German "Maiwein" (May Wine) recipe. Modern recipes use Reisling, strawberries, very lightly toasted woodruff flowers, and Proseco or champagne. Here's a link to the process: <https://tinyurl.com/bud9mdxt>.

A four inch pot grows to a one or two foot carpet, free of weed pulling, in just three years, even under evergreen trees & problem areas.



Tansy, Curly Fern-Leaf \$4.49

Tanacetum vulgare 'Crispum'

PM Sun 2-3 x 3 feet Hardy Perennial Cutflower, Medicinal



Yellow flowers top emerald green leaves which are ruffled like a '70s tuxedo shirt. They are ideal additions to your home's foundation plantings because they ward off ants, Traditionally used for migraines, fever and many other complaints.

HERBS THAT DON'T PAIR WELL WITH INSECTS

According to Wikipedia, these herbs repel listed insects. Not sure I agree with all of these (especially herbs repelling aphids) BUT I whole-heartedly agree with companion planting. One of the principles of the technique is choosing a neighbor that might repel insects. Having planted herbs with ornamentals and vegetables, I know it works.

Basil	flies, mosquitoes, carrot fly, asparagus beetles
Borage	tomato horn worm and cabbage worm
Catnip	ants, Colorado potato beetle, Japanese beetle, flea beetle
Chives	carrot fly, Japanese beetle and aphids
Cilantro	aphids, Colorado potato beetle, and spider mites
Dill	aphids, squash bugs, spider mites, cabbage loopers
Epazote	spider mites, thrips, aphids, and whitefly
Eucalyptus	aphids, cabbage looper, Colorado potato beetle
Fennel	aphids, slugs, and snails
Garlic	root maggots, cabbage looper, bean beetle, peach tree borer
Hyssop	cabbage looper, small white cabbage moth
Lantana	mosquitoes
Lavender	moths, scorpions, fleas, flies, mosquitoes
Nasturtium	squash bugs, beetles, cabbage looper (attracts aphids)
Oregano	many pests
Parsley	asparagus beetle
Peppermint	aphids, cabbage looper, flea beetles, squash bugs, whiteflies
Rosemary	cabbage looper, carrot fly, cockroaches, mosquitoes, slugs, snails
Savory	bean beetle (but pairs well with any garden beans!)
Spearmint	fleas, moths, ants, beetles, rodents, squash bugs, cabbage looper
Woodruff	dried leaves ward off moths in your drawers & closets
Tansy	ants, beetles, flies, squash bugs, cutworms, cabbage moth
Tarragon	moths, slugs, snails
Thyme	cabbage looper, corn earworm, whiteflies, tomato hornworm

Tarragon, Mexican \$4.49

Tagetes lucida

AM/PM Sun 1-2 x 1 feet Tender Perennial Culinary

Talk about identity crisis. The flowers are like marigolds (their cousins), its narrow dark green leaves resemble penstemon, and it smells and tastes like French tarragon. You can over-winter indoors for fine French meals. Outdoors, it's easy to grow, harvest and use. Just be sure to plant it by a water spigot. Its fast and full growth calls for extra water, especially in pots! See picture to the right.



Tarragon, True French \$4.49

Artemisia dranunculus

AM/PM Sun 1-3 x 3 feet Hardy Perennial Culinary



The mild licorice flavor of true tarragon is found in classic French blends like fresh "Fines Herbes" and dried "Herbes de Provence." Whether fresh or preserved in vinegars, ice cubes, or butters, add sparingly to white sauce, salad dressing, omelettes, corn, fish, tomatoes and chowders. Divide every 4 to 5 years or when its vitality needs "re-booting." You can grow in a tomato cage to keep upright.

☞ THYME \$4.49 ☞

Why so many thymes? There are hundreds of thyme varieties, each with unique scents, leaf shape, growth habit and flower color. All of them listed below are hardy, but dividing every three years is wise. Thyme is at home in the kitchen from sweets to savory. Use tender tips, whole in recipes. You can pick out the sticks after the leaves have given up their flavor. Conversely, harvest just the soft top 1 to 2 inches of growth, and chop, stems and all. Medicinally, the active ingredient "thymol," is a strong disinfectant and antiviral so it was used heavily during the flu season. Ben & Josh got thyme baths for coughs, and it's still an ingredient in "Listerine" and vapor rub.

AM/PM Sun

Hardy Perennial

Requires Well Draining Soil

Drought Tolerant

Attracts Bees



Other Thymes are on page 33 with the "Miniature Hardy Sun Collection."

Thyme, Caraway

Thymus herba-borona var. 'Caraway'

1-2 x 24 inches

Culinary, "Walk-About," Ornamental

Purple-rose flowers occur in summer on this low creeper. Pleasing caraway fragrance makes this thyme the choice for breads and focaccias. Supplements caraway seeds in sauerkraut. Prune tips to encourage branching which will help fill out this fast spreading ground cover.

NEW! Thyme, Clear Gold

Thymus x 'Clear Gold'

3 x 24 inches

Rock Garden, Container, Culinary

AKA "Gold Transparent", its fragrant round leaves remain chartreuse with hints of yellow throughout the year. Plant it near the edges where it can spill gracefully over the pot or garden edge. Thymes are best cleaned up in early spring before resuming active growth. Deer will usually leave it alone in favor of tastier treats.

Thyme, English Broadleaf

Thymus 'Broadleaf English'

12-16 x 18 inches

Culinary, Ornamental, Medicinal, Bath

White flowers in late spring attract many bees to make the best tasting honey. Harvest soft tips anytime of year for vinegars, Italian dishes, breads, focaccias and goulash. Harvest three inch sprigs in September to dry on a screen or snitch a little outdoors in the winter for healing teas and baths.



Thyme, English Mulberry Silver

Thymus 'English Mulberry Creek Silver'

12 x 18 inches

Container, Culinary

Mark introduced this variety, an herbfarm, exclusive, for its super hardiness & steadfast silver hue. Variegated leaves have remained silver-edged all summer and held their own through the past several winters. Being edible, I often select this for my containers just outside my kitchen doors, potting it with deep purple basil and slender, vertical chives.

Thyme, French

Thymus vulgaris

12 x 18 inches

Culinary, Tea, Ornamental

VERY generally speaking, French thymes are sharply flavored with often narrow leaves on stiff, upright stems. It's easier to grab their tips, pull down to the base, and catch a handful of leaves. French thymes flavor beef stew and other savory dishes that go well with red wines.



Thyme, Foxley

Thymus pulegioides 'Foxley'

8 x 18 inches

Culinary, Ornamental, Bees

Beyond variegation, the tips often hold patches of creamy color that blush magenta (along with the stems) by fall, and then bronze in the winter. Its pale pink flower clusters and foliage infuse a rich, peppery thyme to classic French food (though its an English thyme), roasted carrots or zucchini, and stews.

Thyme, Golden Lemon

Thymus x citriodorus 'Aureus'

8-12 x 18 inches

Culinary, Ornamental

Rare white flowers grace this likable herb. Lemon yellow and green leaves pop in terracotta containers. Best of all, baking doesn't dampen its lemon flavor. Use dried in teas and rubs, or fresh on seared fish or poultry. Bake in cupca sprinkle over fruit, or make the best roasted potato salad with its lemony, subtle pepper flavor.



Thyme, Lavender

Thymus thracicus 'Lavender'

8 x 18 inches

Culinary, Ornamental, Container

Crush it. You'll smell a floral fragrance and what a grower! Looks good for months in pots. Pink flowers seldom pop up on this narrow-leaved, upright thyme. Use your imagination in pot roasts, mixed vegetables, pizza dough, rice, beans, and in or on bagels.



Thyme, Lime Upright

Thymus X 'Lime'

8-12 x 18 inches

Culinary, Tea, Ornamental

Our "Lime Thyme" is a proud, upright growing, lime-green colored and flavored herb with healthy growth and a perky, citrus scent. I use this fresh on fish, fruit salads, vinegars, and in lemon verbena bread. Dried, it's best in soups, roasted vegetables, and teas. Provides leaves year round.

NEW! Thyme, Pizza

Thymus nummularis

12 x 12 inches

Culinary, Groundcover,

Lovers of Italian cuisine will truly appreciate this blend of thyme, black pepper and oregano. Low mounds of dark green, glossy leaves produce small, fragrant, purple flowers, both ideal for pizza, pasta and tomatoes. Also exceptional for seasoning meats, fish, poultry, soups and vegetables.



Thyme, Rose-Scented

Thymus X 'Rose-Scented'

2 x 24 inches

Culinary, Ornamental, "Walk About"

I am impressed with its "English Rose" perfume. Forms a soft blue-green, fast spreading carpet in between stepping stones or in rockeries. Makes a tasty tea with all the antibacterial thyme oil benefits that is soothing for stomach and breathing complaints.

Thyme, Spicy Orange

Thymus x 'Spicy Orange'

3 x 24 inches

Culinary, "Walk-About", Rock Gardens

Please try this narrow leaved, blue-green creeping variety that is simply outstanding between stepping stones OR on a grill with fish or butterflied chicken breasts. Infuse for a hot or cold tea. Give it full sun for full flavor.

Turmeric

\$6.49

Curcuma longa

Tender Perennial

PM Sun & Wet!

3 x 4 feet

Culinary, Anti-Inflammatory

We combat arthritis by adding whole turmeric rhizomes to smoothies and tea, or sprinkling the dried "super-food spice" from India on savory dishes. Grow this large-foliaged tropical in pots or get more by planting directly in the ground. By late September, bring containers in or dig up. Well worth it for its magic on inflammation, acne, diabetes, and eczema.

☞ Beneficial Beauties: Collection of Pollinator Plants & Deer Repellers ☜

Pollinators include more than just butterflies. The following plants may also attract bees, wasps, moths, beetles, and hummingbirds. We've collected **annual, tender** (pp. 24-26) & **hardy perennial** (pp. 26-29) plants that thrive under tricky conditions. For more blooms, clip the faded flowers, and fertilize with a gentle 4-6-4 fertilizer, monthly, in the warm season. Plants NOT favored by deer are marked with this symbol.



ANNUAL & TENDER PERENNIAL POLLINATORS:

These plants have roots in other climates that enjoy warmer winters. Annuals provide the best shot of color and last only 9 to 12 months. Tender perennials, can live year after year, provided you site them a warm windowsill, indoors, when temps dip below 40°. These all summer bloomers play a vital role in entertaining pollinators from May through October, in between times when the hardy natives aren't blooming.

ANNUALS ARE MARKED; THE REST ARE TENDER PERENNIALS



Candy Kisses \$5.99

PM Sun 2 x 1 foot Mixed Containers

This Australian native produces small, brightly colored, variegated, green and white leaves with dark purple stems. Summer long sprays of pink flowers are continuous when deadheaded. From experience, I can tell you, this makes an easy and excellent houseplant.

Cardinal Vine

\$4.49

Ipomoea sloteri
AM/PM Sun 10 x 1 feet Annual Vine
Birds-n-Bees, Climber

From mid summer to fall frost, cardinal red, tubular flowers with white or yellow throats flutter above graceful, airy vines (cousin to Morning Glory) reaching for anything it can grab. It's a dear friend to hummingbirds.

NEW! Duranta, Sky Flower

\$6.49

Duranta erecta 'Sapphire Showers'
AM/PM Sun 3 x 2 feet Espalier Shrub, Birds

When I say this plant can be in flower nearly year round, with flowers and fruit appearing at the same time, we've witnessed this freakish feat. In late spring, there were cascading clusters of intense violet-blue, tubular flowers with white frilly edges. Bringing them indoors, the flowers & orange-yellow berries continued. AKA "Pigeon Berry"- berries are solely for the birds.

Evolvulus, Blue Daze

\$5.49

Evolvulus glomeratus
AM/PM Sun 1 x 2 feet Baskets, Bees

From Brazil comes brilliant blue flowers all summer, like a miniature non-vining Morning Glory. In ground, baskets or pots, it forms sprawling foliage mounds. Flowers usually close up at night & on cloudy days. Think about a winter houseplant.



Heliotrope, Fragrant Blue

\$5.99

Heliotropium arborescens
AM Sun+2 2 x 2 feet Fragrance, Bees

Everyone seems inherently drawn to the flowers, ready to inhale. Old-fashioned heliotrope was known as the "cherry pie plant" for its rich, sweet, dessert fragrance. Yes, it's loaded with purple, long season, bee attracting blooms that you'll remember well after summer's end.



Hyacinth Vine, Diablo

\$4.49

Lablab purpureus
Annual 9-15 feet vine

A.k.a. "Indian Bean," this vigorous vine pops out purple, butterfly & hummingbird attracting flowers and electric-purple seed pods. It's a great choice for a quick screen on a trellis or a fence, producing "edible" leaves, flowers, pods, seeds and roots. **Warning:** Dried beans are **poisonous** and should only be eaten after prolonged boiling. This is easily the most noticed plant in our gardens, for its beauty and how quickly it can fill an 8 foot trellis in one season.



Asystasia, You're So Vein \$5.99

Asystasia gangetica 'You're So Vein'
AM Sun+2 1 x 1 foot Baskets, Terrarium

Unique ruffled & puckered bright green leaves, veined in bright white, sprawl over the ground, producing numerous 1" lavender-purple, white throated, trumpet-shaped flowers. It thrives in sun or part shade and can tolerate dry conditions, heat, humidity, salty air, and poor nutrient soils.

☞ BEGONIA, Bossa Nova Series \$5.99 ☜

Begonia boliviensis

Bring the carnival to your containers! Continuous colorful, downward dangling flowers (like fuchsias) require modest amounts of sun and water and NO deadheading to rebloom. Originally, these tuberous begonias were native to the cloud forests of the Andes in Bolivia and Argentina.

AM Sun+2 H x W varies Baskets, Hummingbirds, Mass Plantings

NEW! Begonia, Night Fever Rosso 14 x 18 inches

Brilliant rosso (orange-red) blooms over sharply pointed, green leaves with dark red overtones, fill beds or baskets with an abundance of color.

NEW! Begonia, Rose 14 x 21 inches

Another over-achiever with 2-3 inch warm, peachy-rose blooms. Toss it in a basket or mass plant in a garden bed and watch the butterflies gather.

Begonia, Pure White 14 x 16 inches

Vigorous begonia produces masses of slender white blossoms held on soft, coral-pink stems amid green, serrated leaves. Not really PURE white!

NEW! Begonia, Yellow 14 x 18 inches

Pale, apricot-yellow flowers nearly happily smother the thick, green foliage below. Begonias in sunny spots require more watering.



Bloodflower or Tropical Milkweed \$4.49

Asclepias curassavica
AM/PM Sun 2-3 x 2 feet

Orange & red starred flowers in 4" clusters are vital to Monarch butterflies all summer. Collect the milkweed pods to sow next spring, as it's not hardy. This milkweed feeds the lingering butterflies at the end of the summer.

Plants in this section (pages 24-29) draw in beneficial insects (bees, butterflies, lacewings, mantis, lady beetles, wasps... etc.) but luckily many aren't preferred by deer.



☞ LANTANA \$5.99 ☞

Mark & I have walked the Michigan flower field trials for several years. We purposely go on the last day, knowing the fertilizer drip has been turned off that week. In only 4 days, plants start to go down! We choose the plants that are thriving and filled with the most buzz (the bees & butterflies.) LANTANA HAS WON OVERALL EVERY YEAR!

AM/PM Sun size varies Baskets, Containers, Garden Plants



**Lantana, Bandana
Cherry Sunrise**

*Lantana camara 'Bandana
Cherry Sunrise'*

18 x 18 inches



**Lantana,
Bandana White**

*Lantana camara
'Bandana White'*

18 x 18 inches



**Lantana Hot
Blooded Red**

*Lantana camara
'Hot Blooded Red'*

18 x 18 inches



**Lantana, Bandana
Lemon Zest**

*Lantana cam. 'Bandana
Lemon Zest'*

18 x 18 inches

Be aware that, according to the Humane Society of America, Lantana leaves may be toxic to your pets. Deer steer clear.



**Lantana,
Pink Opal**

*Lantana 'Gem Compact
Pink Opal'*

8 x 10 inches

NEW! Mexican Heather, Diana

Cuphea FloriGlory

AM/PM Sun 12 inch mounds Containers, Bees, Water-wise

This "All American" award winner thrives in drought and poor soil plus it's generally unbothered by bugs or disease. It bursts into bloom during the summer, covering the mounds with 1/2" magenta-pink flowers. Spills over baskets and anchors a mixed perennial bed with evergreen color.

\$5.99

Plectranthus, Dwarf Variegated

Plectranthus neochilus 'Nana Variegated'

AM Sun+2 1 x 1 Foot Baskets & Containers

Known as "Variegated Vicks Plant" for the minty aroma emitted from its velvety, green and white edged leaves. Purple blooms and drought tolerance equals a great basket. Water deeply; wait until soil is dry and repeat.

\$6.49

NEW! Plumbago, Royal Cape

Plumbago auriculata 'Monott'

AM/PM Sun 2 x 2 feet Deer Proof, Flowering Shrub

While it provides erosion control, covers up unsightly utilities, & provides an evergreen backdrop, we enjoy the huge clusters of vivid, deep blue flowers, spring through fall, all over this shrub. Plant under spreading canopies of old trees or add its lush foliage to tropical gardens and around pool areas.

\$6.49



Portulaca, Rainbow

Portulaca pilosa 'Hana Misteria'

AM/PM Sun 3 x 18 inches Southwest Landscape

This succulent came from a friend and Ohio's treasured plantsman, Bill Hendrix. Performs and blooms spectacularly all summer for bees, butterflies & humans, due to its extraordinary heat & drought tolerance. Kept dry, indoors, over winter, and the show continues.

\$5.99



☞ SALVIAS \$5.99 ☞

Most sages fall under the ornamental, or in this case, pollinator plant category, and are typically referred to by their scientific name: Salvia. Their tubular flowers are often just the right shape & length for hummingbirds, in particular. All sages listed below are **tender perennials**.
AM/PM Sun hwx varies Hummingbirds, Containers, Cottage Gardens

Salvia, Black & Blue

Salvia guaranitica 'Black & Blue'

3 x 3 feet Cottage Gardens

Gorgeous cobalt blue with black blooms emerge from dark whorls along the tall flower spikes, rising from lush, green, aromatic foliage. Adds a dramatic contrast to any garden. Drought tolerant too.



NEW! Salvia, Dancing Flames

Salvia vanhouttei 'Dancing Flames'

20 x 24 inches Hummingbird, Containers, Variegated Thriller

Summer through fall, spikes of scarlet, tubular flowers are the "cherry" atop a mass of yellow SPLASHED foliage. Our most spectacular bed in 2023 was a hummingbird magnet filled with strictly sages- glorious gold and green pineapple, Mexican, skyscraper salvias and 'Dancing Flames.'

NEW! Salvia, Hummingbird Falls

Salvia x 'Bodacious Hummingbird Falls' PP 33,891

2 x 2.5 feet Hanging Basket, Rare Blue Ornamental

Here is the first hanging basket salvia and a natural alternative to plastic hummingbird feeders! Although its anise-scented branches rise vertically when it is first planted, they soon cascade. The vivid, cobalt blue flowers steal the show. You'll soon see why it's aptly named HUMMINGBIRD falls.



Salvia, Mexican All-Purple

Salvia leucantha 'All-Purple'

4 x 5 feet Fresh & Dried Cutflowers

Rises to 4 or 5 feet tall by August, as fuzzy, blue spikes appear. Cut stems back 1/3 in June & July to promote more branching, flowering and compact height. Is an important pollen source for bees and butterflies in the fall. Florists have told us this majestic giant reminds them of lavender on steroids!

Salvia, Skyscraper Dark Purple

Salvia x 'Skyscraper Dark Purple'

20 x 12 inches Rustic, Mediterranean or Cottage Garden

Set the stage for a Tuscan scene with Mediterranean herbs and these towering salvias. Big, deep purple-red flowers flag down hummingbirds from above compact clumps of attractive, dark green foliage. Salvias are rated as the #1 plant for hummingbirds and deer don't eat'em!

NEW! Salvia, Skyscraper Orange

Salvia x 'Skyscraper Orange'

2 x 2 feet Cutflowers, Cottage Gardens

Bronze & orange tubular flowers erupt from tall, dense spikes beginning in spring and continuing until frost. If your salvias start to look unkempt mid summer, give them a light shearing, remove the spent flowering spikes and sprinkle on a fresh dose of 4-6-4 fertilizer. Works for most heavy bloomers.



Salvia Skyscraper Pink

Salvia x 'Skyscraper Pink'

20 x 16 inches Bees, Hummingbird, Containers, Cottage Gardens

Soaring 2" long tubular, pink & bronze flowers top this perfect patio pot plant. Better than TV, you have a front row seat to the hummingbirds. These waterwise, heat-tolerant, carefree plants flower from late spring into fall, providing a much-needed late-season food source for pollinators.

Sensitive Plant

\$5.49

Mimosa pudica

AM Sun+2 1 x 2 feet Curiosity Plant

Known for its reactive, folding, fern-like foliage, it actually produces fluffy lavender flowers too. Its evolutionary trick of closing up, startles predators and reduces water loss. Be sure not to tickle it to death! In addition, the leaves also droop in response to darkness and reopen with daylight.

NEW! Shrimp Plant

\$6.49

Justicia brandegeana

AM Sun+2 20 x 20 inches Novelty Indoor/outdoor plant

Native to Mexico, this tropical evergreen shrub features 5" arching spikes of white flowers enclosed in overlapping red to pink-bronze bracts/petals, somewhat resembling a large shrimp. If you can take in larger plants in the winter, it is an excellent houseplant, blooming 10 out of 12 months.

Sweet Potato Vines

\$4.99



Ipomoea batatas

Annual PM Sun 3 x 3 feet BIG Baskets

Sun or shade, heat or humidity, hanging baskets or luscious groundcover, these bright green and deep purple ornamental varieties are not picky. Grown in the sun, the colors are brighter and they need more water. In the shade they may green up a bit, but aren't as thirsty.

NEW! Tecoma or Yellow Trumpet Flower

\$6.49

Tecoma stans 'Lonesp'

AM/PM Sun 2 x 2 feet Flowering Tropical Shrub

Known as "Esperanza Gold Star," this is an easy-to-grow shrub that sends up lightly-scented, yellow, trumpet-shaped flowers from late spring to late fall. Add the shrimp plant, (Dancing Flames) salvia, and a shaded (shell) ginger for a golden, tropical paradise! Vibrant blooms attract pollinators while its long, green seedpods act as a food source for small animals.

NEW! Tickseed or Coreopsis

\$5.99

Coreopsis grandiflora 'Bright Touch'

AM/PM Sun 15 x 15 inches Carefree Container

Butterflies adore these bright yellow single flowers with red highlights. Its compact and mounded habit adds sunshine to garden beds, containers and natural gardens. Rabbits and deer don't like it, but we do, as it is tolerant of hot, humid summer climates.



NEW! Verbena, Vanity



\$4.49

Verbena bonariensis

AM/PM Sun 2.5 x 2 feet Annual Butterfly

This airy, free-spirited verbena is more compact. Wiry, slender stems culminate in vivid violet-purple flower clusters that entice beneficial insects and hummingbirds. Ideally suited to borders in smaller gardens and containers on a sunny patio. It's a self-sowing annual, which happens to be fine with us. Use bark or other mulch where you don't want it to produce a bunch of babies next spring.



Zinnia, Zowie Yellow Flame \$4.49

Zinnia x 'Zowie Yellow Flame'

Annual

AM/PM Sun 28 x 18 inches Butterfly

I've grown this for several years so I know it performs well under the summer sun. You are naturally uplifted when you pass by the fiesta palette of colors. Iridescent, magenta centers, circled in yellow crowns, pop up like a 3-D greeting card. We also offer LILLIPUT ZINNIAS

that pack a rainbow of colors covering 18 inch mounds.

BUTTERFLIES NEED HOST & NECTAR PLANTS

Butterflies lay their eggs on plants, referred to as host plants. When the caterpillar hatches from its egg, it will feed on its host plant. Some butterflies use only one kind of plant as a host, whereas others use several or many different species.


FAVORITE CATERPILLAR HOST PLANTS INCLUDE:



- herbs like asclepias (butterfly or milkweeds), baptisia, citrus, dill, echinacea, fennel, hops, nasturtiums, parsley, rue and verbena
- flowers such as aster, black-eyed susan
- grasses like little bluestem and orchard grass
- shrubs such as spicebush
- vines such as passion flower and pipevine
- trees like elm, dogwood, pawpaw, prickly ash, sassafras, sweet bay, magnolia, and willow

Adult butterflies feed on flower nectar and are not as picky about nectar plants as they are host plants. Butterflies are attracted to solid masses of color, flower fragrance, and flower shape.

BUTTERFLIES NEED THE NECTAR FROM:



- herbs such as bee balms, butterfly bush, butterflyweed, catnip, chives, echinacea, mint, lavender, oregano, sage, verbena and thyme
- flowers like aster, black-eyed susan, liatris, cardinal flower, coreopsis, cosmos, lantana Mexican sunflowers, petunia, sunflower, violets, sedum and zinnia
- shrubs like butterfly bush
- vines such as passion flower
- trees like chaste tree & flowering dogwood

5 STEPS TO PLANTING FOR POLLINATORS

1. Include a wide range of plants from different parts of the world.
2. Use plants from the northern, more than the southern hemisphere.
3. Pack in lots of flowering plants.
4. Observe which plants attract pollinators and plant more of them.
5. Select plants for all seasons.

EXCELLENT REFERENCES:

gardenswithwings.com prairiemoon.com OSU Extension
 americanmeadows.com prairienursery.com Holden Arboretum
www.rhs.org.uk/wildlife/native-and-non-native-plants-for-pollinators



2 year old Ben on "Homestead Purple Verbena" is now 28

Ben is putting his business & winemaking degrees to the test, opening up a wine tasting room this spring. I will always keep this photo and the one of his brother, on the back cover. Our 24 year old Josh is now "living the dream" building ridiculously high-powered engines in Nacogdoches, Texas.

HARDY PERENNIAL POLLINATOR SECTION:

These varieties (pages 27-29) are hardy to Ohio and should remain outdoors all year. A monthly dose of slow release (4-6-4) fertilizer, deadheading spent flowers, and an annual dressing of compost in early spring is about all they need to come back year after year.

AGASTACHES: "Hummingbird Mint" \$5.99

Alluring, minty, lemon-scented foliage and tubular flowers draw hummingbirds, especially into the fall. Not only "attractive," but heat and drought tolerant, and generally not on a deer's radar.

AM/PM Sun h x w varies Fragrance, Hummers, Containers



NEW! Agastache, Kudos Series™

Agastache sp.

AM/PM Sun h x w varies Fragrant, Anti-deer, Water-wise

Bred to be compact and thick with flowers, this series of super hardy agastaches are nearly impervious to Downy Mildew. Their sweet fragrances and bright range of colors attract pollinating insects. All grow well here even during our hot, humid summer weather. Here are a few stars:



NEW! Agastache, Mandarin Orange

Agastache x 'Kudos Mandarin'

16 x 16 inches Beverages, Cutflowers

Cheery, tangerine orange plumes last all summer while the plant remains tidy for many months. Float flowers and foliage in drinks. Goldfinches LOVE agastache seed.

NEW! Agastache, Red

Agastache x 'Kudos Red'

12 x 24 inches

Hummingbird Magnets, Drinks

Glowing red-orange, nectar-laden trumpets climb branching stems to form lush spires above the fragrant foliage.

NEW! Agastache, Yellow

Agastache x 'Kudos Yellow'

20 x 22 inches

Drought and Heat Tolerant

More yellow flowers per square inch than seems possible, rise 6" above foliage. Removing spent blossoms sparks another round of blooms.

NEW! Agastache, Peachie Keen

Agastache 'Peachie Keen' PP25886

20 x 26 inches

Water-wise, Cutflower, Teas

Bears apricot peach flowers, July through frost, with complementary purplish-pink calyxes over tidy mounds of aromatic foliage. Because the calyxes (collection of petals at the base of flowers) are so colorful, this plant continues to look like it is blooming long after flowering is done.

NEW! Agastache, Rosie Posie

Agastache 'Rosie Posie' PP25857

20 x 26 inches

Water-wise, Cutflower, Teas

'Rosie Posie' bears loads of hot pink flowers with magenta purple calyxes for a long lasting, multi-colored show. All agastaches here persevere through hot, dry summers and continually gather pollinators.

Agastache, Sunrise Yellow

Agastache x 'Sunrise Yellow'

18 x 18 inches

Water-wise, Natural Gardens

Here's yet another vigorous and trouble free agastache for the bright sun. Scented foliage and numerous blooms attract hummingbirds & butterflies. Spikes of soft butter yellow flowers entertain June through September.

NEW! Allium, Blue Eddy \$14.99 gallon pots

Allium senescens 'Blue Eddy'

AM/PM Sun 8 x 12 inches

BEES & more BEES! Pollinator

This was named for its attractive, pinwheel rosettes of blue-gray-green foliage which resemble "small swirling eddies of water." From late summer into early fall, clusters of light lilac pink flowers stand atop leafless stems like lollipops. Adored by butterflies and honeybees but not deer and rabbits.

NEW! Allium, Twisted Leaf Garlic \$4.49

Allium obliquum

AM/PM Sun 7 x 24 inches

Edible Flowers, Native Gardens

Known as "Lop-sided onion" for its dozens of greenish-yellow flowers that wobble 3 feet high over compact "Twisted Leaf" (AKA) foliage. Attracts butterflies & other pollinators, not deer, is suitable for natural landscaping or low maintenance plantings, and it's edible! Transitions to ornamental seedheads until winter. Native to Siberia so we know it's hardy.



BAPTISIA or WILD INDIGO \$4.99

Baptisia comes from the Greek word 'bapto' meaning "to dye" which is likely connected to its common name, "Wild or False Indigo" (indigo being a super dye plant.) All are **hardy** but one, which is marked.

AM/PM Sun Size varies Native or Cottage Gardens



Baptisia

Baptisia australis

3 x 3 feet

Edible Flowers, Native Gardens

True blue June flowers form on this, among the oldest known, perennial. We pop the juicy flowers in our mouths for a fresh pea fix, though one individual I know, way over indulged in the buds and ended up with a minor belly ache. Bold, contrasting foliage turns purple after a freeze. Also, baptisia is a nitrogen fixing plant-that's free fertilizer!



Baptisia, Eucalyptus-leaf

Baptisia perfoliata

2 x 3 feet

Half-Hardy Perennial
Cutflower, Patio Pot, Ornamental

Native to the dry, pine woodlands of South Carolina, but it MAY survive a mild Ohio winter. Gently arching stems appear to pierce (see perfoliata in the scientific name) through the centers of each stacked gray-green, circular, eucalyptus-like leaf while small yellow, pea blossom-like flowers bloom from the leaf axils, July and August.


Baptisia, Yellow

Baptisia sphaerocarpa (viridis)

2.5 x 2.5 feet

Native, Prairie, Meadows, Butterfly Lure

Neon yellow, lupine-like flowers burst on the scene in June, providing an enticing color and a "McDonald's" buffet for "Wild Indigo Duskywing, Silver-Spotted Skippers and Hoary Edge Butterflies".



Bee Balm, Jacob Cline \$5.99

Monarda didyma 'Jacob Cline'

AM Sun+2 2.5 x 2 feet Teas, Medicinal

Choose this for its true RED flowers, extra mildew resistance, vigor and funky beauty. They attract every hummingbird, butterfly and bee with flowers that infuse a nice cup of tea.



Bee Balm, Raspberry Wine \$5.99

Monarda didyma 'Raspberry Wine'

AM Sun+2

3-4 x 1.5 feet

Teas, Medicinal

Tubular raspberry-red flowers are a magnet for hummers amid clumps of dark green, minty-basil leaves. Single plants make a show, but groups heighten the effect. Cough, cold or sore throat? Try this ancient tea.

☞ BUTTERFLYWEED or MILKWEED ☜

The milky sap in the following plants inspires the common name for this family & controversy over safety. Mark believes pets are often smart enough to stay away or couldn't eat enough to be ill.

AM/PM Sun Size varies Monarch Butterfly, Anti-Deer



NEW! Antelope Horns

\$4.49

Asclepias asperula

Half-Hardy

1.5 x 2.5 feet Monarchs, Prairies, Dried Flower

Creamy white 2" flowers with burgundy highlights are a major food source for Monarch and Queen butterfly caterpillars. The seed pods lengthen and curve, taking on the shape of antelope horns. Plants will slowly spread in the garden and are very tolerant of dry conditions due to its long taproots.

NEW! Butterflyweed, Gay Butterfly Mix

\$5.49

Asclepias tuberosa

2 x 1.5 feet

Butterfly, Native Gardens, Dried Seed Pods

Dense clusters of native butterflyweed arrive in shades of fiery red, orange, and yellow, June through August. Add sizzle to hot-colored beds. Slim, decorative seed pods (coveted by flower arrangers) later open to release papery seeds on silky parachutes.

Butterflyweed 'Ice Ballet'

\$4.49

Asclepias incarnata 'Ice Ballet'

3 x 1 feet

Monarch Butterfly, Native Gardens, Prairies

Native to wet meadows and swamps, it still grows very well in draining soils. The foliage emerges slowly each spring. Its deep tap roots prefer not to be disturbed once established. Mildly fragrant white flowers are followed by lovely four inch seed pods.

Butterflyweed / Pleurisy Root

\$5.49

Asclepias tuberosa

1-2 x 1 feet

Old-time Medicinal, Dry & Native Gardens

Give yourself and Monarchs a bright orange, hardy, medicinal perennial. Despite some major safety concerns, the root of the pleurisy plant has been used medicinally for many years, beginning with Native Americans. Like all tap-rooted perennials, it's best to leave it in place once established.

Butterflyweed 'Cinderella'

\$4.49

Asclepias incarnata 'Cinderella or Carmine Rose'

3 x 1 feet

Monarch Butterfly, Moist Soils

True milkweed can be downright invasive so we lean toward these vanilla scented, carmine rose-colored flowers as our butterfly sirens. Native Americans used the roots for a healing bath. *Asclepias incarnata* varieties prefer moist, wet, well-draining soils but also tolerant clay soils.

NEW! Swamp Milkweed

\$4.49

Asclepias incarnata

5 x 3 feet

Native Gardens, Monarch Butterfly

If you don't mind the aggressiveness of the native milkweed, choose this tall, moisture-loving perennial. Swamp milkweed seeks sunny openings of swamps, marshes, bogs, and open areas along stream banks and ditches.

☞ CATMINT ☜

Catmint, Creeping

\$4.49

Nepeta mussini (faassenii)

PM Sun

1 x 2 feet

Ornamental, Bees, Rock Garden

So hardy, so easy to maintain! Small, white-gray, fine toothed leaves form a natural mound covered with blue flowers in June and occasionally fall. Although stronger and more pleasantly fragrant than common catnip, it doesn't attract the neighborhood cats (or deer), so it remains untouched. Mass several together in rock gardens for oceans of soft blue.

NEW! Catmint, Kitten Around

\$6.49

Nepeta x 'Kitten Around'

AM/PM Sun

6 x 12 inches

Bees, Ornamental, Waterwise

Unlike kittens, this is a well-behaved, fast-growing, low-maintenance gem. Bright blue-purple flowers tempt pollinators, May through September. Catnip, its herbal cousin on page 6, is what we use for tea while this is sheer beauty, which may or may not attract felines.

☞ ECHINACEA ☜

Below is a mix of high performing hybrids in crazy bright colors along with native heirlooms. If looking for a medicinal, stick with the latter.

AM/PM Sun Size varies Ornamental, Medicinal, Seed=Finch Food

ORNAMENTAL ECHINACEAS: \$9.99



Echinacea, Cheyenne Spirit

2 x 2 feet



Echinacea, Sombbrero Adobe Orange

20 x 20 inches



Echinacea, Sombbrero Lemon Yellow

20 x 22 inches



Echinacea, Sombbrero Salsa Red

25 x 18 inches

MEDICINAL/NATIVE ECHINACEAS: \$4.49



Echinacea, Paradox

Echinacea paradoxa var. paradoxa

3 x 2 feet

Medicinal, Seeds are Bird Food

Drooping yellow to orange-yellow petals and very large, coppery-brown to chocolate-brown central cones look best mid-June to mid-July.



Echinacea, Pastel Purple

Echinacea pallida

2 - 4 x 2 feet

Medicinal, Seeds are Bird Food

Pale, pink, droopy narrow flower petals, leaves and roots are medicinally potent. The Greek word *echinos* means hedgehog or sea-urchin describing its spiny center cone.

Echinacea, Purple Coneflower

Echinacea purpurea

2 - 3 x 2 feet Medicinal, Prairie Plant

This native, multi-talented, natural beauty is the quintessential herb and our company's logo! See Mark's video on his cold and flu preventing tincture.

ECHINACEA TINCTURE

Extract immunity powers of these four natives by filling a mason jar with chopped leaves, flowers OR roots. Fill and cover contents with 1/5th 80 proof vodka, gin or rum. Put lid on. Infuse 4- 8 weeks.



Echinacea, Tennessee

Echinacea tennesseensis

3-4 x 2 feet

Medicinal, Water-wise, Native Gardens

Compared to other echinaceas, blooms are petite with upright, darker purple petals. Protect this slower grower native from aggressive growers.

EPIMEDIUM \$18.99 a gallon

Horny goat weed, rowdy lamb herb & randy beef grass are just a few of the colorful common names. Easy-to-grow - they will take off anywhere that isn't a pond. Though it's best known as a full shade plant, it will also grow in full sun. Here is what it prefers:

AM Sun+2 Size varies Woodland, Shade Area Groundcover



NEW! Epimedium, Akebono

Epimedium grandiflorum 'Akebono'

9 x 18 inches Dry Shade, Deer Proof

Sci-fi, wildly wonderful white flowers, flushed pink, dance on the ends of wiry stems (April through May) shortly after heart-shaped, pointed reddish leaves emerge. All epimediums tolerate dry conditions once established.

NEW! Epimedium, Merlin

Epimedium youngianum 'Merlin'

8 x 12 inches Dry Shade, Natural Woodland

Magically starts blooming in early spring with delicate, dusky lavender, nodding flowers that resemble tiny Columbines. The small heart-shaped leaves also pop up in early spring in shades of wine and purple, turning green in early summer.

NEW! Epimedium, White

Epimedium youngianum 'Niveum'

6 x 12 inches Dry Shade, Natural Woodland

Since it typically grows only 6-8" tall, use this as a ground cover or along the edge of a shaded, woodland garden. Equally short white to pink flowers appear each spring above pale green, heart-shaped foliage, arriving fashionably later than most other epimediums, extending the bloom time.

Lady's Mantle, Gold Strike

\$5.49

Alchemilla sericata 'Gold Strike'

AM Sun+2 1 x 1 feet Magical Medicinal

The species "sericata" means "silky" in reference to the soft hairs on the surface of its gray-green, lobed leaves and stems. Loose sprays of pale yellow flowers, late spring into summer, sway above foot high clumps. The best part is how its fan shaped leaves collect rain or dew as sparkling jewels.

Lady's Mantle, Thriller

\$5.49

Alchemilla sericata 'Gold Strike'

AM Sun+2 1.5 x 1.5 feet Cutflowers

This old-fashioned flower is still popular today. Dense clusters of dainty, chartreuse flowers balance on arching, airy sprays above healthy mounds of scalloped, shiny, gray-green leaves. Charming in troughs or pots. Perfect for cottage gardens and lovely in fresh or dried floral arrangements.

NEW! Lamb's Ear, Big Ears

\$5.99

Stachys byzantina 'Helen von Stein'

AM/PM Sun 10 x 18 inches Lady Beetle Home, Tussie-Mussie

Grown for its wonderful soft velvety, silver-green foliage. Its large leaves are a winter home for lady beetles and the collar around a hand-held bouquet (aka tussie-mussie). As it rarely flowers, it doesn't reseed but it can fill in spots nicely. Prefers poor, but well-draining soil.

SAGES vs. SALVIAS

Sages are the common name for the genus Salvia, so these terms are often interchanged. We decided to refer to the ornamental ones as Salvia and the edible or medicinal herbs as sages (on page 17). All are lovely, attract pollinators and appreciate a good haircut after flowers are spent. This applies to the following salvias:

AM/PM Sun Size varies Monarch Butterfly, Anti-Deer



NEW! Salvia, Noble Knight

\$9.99

Salvia nemorosa

M/PM Sun 3 x 1.5 feet Dry & Sunny Bed

Spikes of deep, royal purple flowers grace your garden, late spring to summer. Thick, weather-tolerant flowers are self-cleaning, and the plant remains attractive even when the petals fall. It is an easy, first year bloomer for cottage gardens, adding elegance to your outdoor spaces.

NEW! Salvia, Shangri-La

\$4.49

Salvia moorcroftiana x indica

AM/PM Sun 2.5 x 2.5 feet Cottage Gardens, Xeriscapes

Frilly, fuzzy, evergreen, fragrant leaves create a soft cushion for the towers of lavender, freckled flowers, late spring. As the profusion of blooms continues, pollinators and other hungry nectar seekers flock to quench their thirst following a long winters fast. Summer through winter foliage collects energy, just waiting for spring to come anew and transport you back to Shangri-La, even if only for a few glorious weeks.

Salvia, Silver Clary

\$4.49

Salvia argentea

Biennial Perennial

AM/PM Sun 3 x 1.5 feet Ornamental, Dry & Sunny Bed

Silver sage is generally prized for its eye-catching, rosettes of furry, silver leaves. When in bloom, tall tufts of small blush-white flowers are arranged in whorls around the stems. It is a drought-tolerant plant native to the Mediterranean basin, specifically to southern Europe and northern Africa. It is a cousin to the medicinal clary sage.

NEW! Spigelia, Little Red Head

\$18.99

Spigelia marilandica 'Little Redhead'

AM Sun+2 18 x 18 inches Wildflower



Known as "Indian Pink," it is a clump-forming perennial found in moist woods & streambanks. Upward facing, trumpet-shaped, 2" red flowers with bright yellow interiors, bloom in June with sporadic flowering into fall. An excellent cut flower, all it requires is good drainage to thrive so do not plant in areas with standing water.

NEW! Sunfern Artemesia

\$9.99

Artemisia gmelinii

PM Sun 16 x 18 inches Ferny Accent for the Sun!

Finally a ferny accent that thrives in the sun making for a great accent plant in containers or groundcover in the landscape. Commonly known as "Russian Wormwood," it is not invasive but rather a low maintenance, drought tolerant, and winter hardy staple.

Valerian, Garden Pink

\$4.49

Valerian officinalis 'BLBP19'

Hardy Perennial

AM Sun+2 32 x 18 inches Medicinal, Butterfly

Though these roots, high in essential oils and STINKY!, are used as a relaxing, nerve tonic tea, its super power are the pinkish-white umbels, towering over fern-like foliage, that flag down butterflies and moths. To use medicinally, allow the plant at least two years of growth before harvesting SOME of its roots. Can be used fresh (after a good scrubbing) or dried.



NATIVES in HARMONY

If you are determined to go all native, I applaud you and send you to Gale Martin, the most knowledgeable native plantswoman that I have ever encountered. Here's her site: www.nativesinharmony.com

MULBERRY MINIATURES

\$5.49 (unless otherwise marked)

Mark continues to seek out the world's smallest plants as he expands our offerings, the largest collection of miniature plants in the nation! These slow growing perennials are often found in nature, not manipulated by human hands, growing alongside their standard-sized siblings. We have 20 year old elm trees that don't rise above my waist, with minimal, annual pruning. These plants multi-task beyond faery gardens and into the realms of bonsai, alpine, rock, train (R^XR) and butterfly gardens. They inhabit the outdoors and indoors, in ground & in all kinds of containers including hanging baskets, strawberry jars & terrariums. **MOST MINIATURES ARE SOLD IN 2" or GALLON PLASTIC POTS, READY TO GROW!**

Each entry lists height and width (in inches or feet) expected in 5 years. May grow taller. For example: 2 x 6 inches = 2 inches tall & 6 inches wide

Hardy Sun Miniatures

The following plants thrive **outdoors, 365 days a year with AM/PM Sun** (some exceptions noted.) If you place them in containers, please take the plants out no later than mid September, and plant them in the ground to overwinter OR sink entire container into the soil.

Artemisia, Tiny Green

Arisia viridis 'Tiny Green'

AM/PM Sun 2 x 6 inches R^XR, Mini Bush, Faery Garden

300 miniature varieties begin with this 2 inch, greenish gray bush of a soft, fine texture. "Tiny Green" has the spicy fragrance of "Sweet Annie" but handles summer's humidity better. Artemisias are hardy souls and this one is no different, just 90% smaller.

Babys Breath, Alpine

Gypsophila cerastioides

AM/PM Sun 4 x 12 inches Rock Gardens, Butterfly

Related to the florist "Baby's Breath," this species is well suited for rock gardens, rock walls or alpine troughs. Compact tufts of rounded fresh green leaves hold taller stems, studded by starry flowers from late spring into the summer. Petals are white with tiny pink veins. Divide in spring or early fall.

NEW! Blueberry, Tiny Blue

\$9.99

Vaccinium angustifolia 'Tiny Blue'

AM/PM 3 x 9 inches Rock, Faery or Tabletop Garden

Could be the world's smallest blueberry! The flowers of the plants are also small and will cover every stem. Then 45 days later, pea-sized, sweet, light blue fruits develop. The fall foliage is deep burgundy with reddish stems. If potted, please sink pot & all, or just plant it in the ground by Halloween.

Blue-Eyed Grass, Dwarf Moody Blues

Sisyrinchium idahoense var. macounii 'Moody Blues'

AM/PM Sun 6 x 8 inches Attracts Pollinators

A North American native, vigorous and easy to grow, it thrives naturally along riverbanks, moist meadows and open woodlands. It blooms the first year with the largest blue-violet, yellow-eyed flowers atop grassy, iris-like, green foliage, providing pollinators and beneficial insects with nutrients.

Blue-Eyed Grass, Dwarf Purple

Sisyrinchium angustifolium 'Lucerne'

AM/PM Sun 12 x 12 inches Kusamono

Purple flowers reward plants that are grown in loamy, sandy soil. Whether in a rockery or the flower border, it's easy to grow and admire. Divide every 2 years (if not annually) for healthy plants.

Burnet, Mini Purple

Acaena inermis 'Purpurea'

PM Sun 2 inch groundcover R^XR, Faery Garden

We cherish the contrast this hot and sunny groundcover offers with smoky, purple, fern-like leaves, tipped in red. Looks antique! It prefers a loose, well draining soil to provide a porous playground for underground runners. Mulch underneath with light colored stones to show it off.

Catsfoot - Pussytoes, Red

Antennaria dioica 'Rubra'

AM/PM Sun 2 x 6 inches Groundcover, Rock Garden

This tough plant, especially suited to hot sunny locations and poor, dry soil forms a very low, creeping mat of tiny, bright silvery-grey leaves. Short stems of fuzzy pink flowers appear in late spring. Perfect for the sunny rock gardens & in between stones. Divide in the spring. Mow off spent flowers.

Cinquefoil, Yellow Creeping

Potentilla neumanniana (Zone 5-8)

AM/PM Sun 2-4 x 24 inches Groundcover, Butterfly

THE spring day its bright yellow, 3/8" single flowers arrive on the right side of the walk to the greenhouse, it flies off the bench. It re-seeds readily to create one tough groundcover that competes well with any weed.

Columbine, Faerie 'Cameo Mix'

Aquilegia flabellata 'Cameo Mix'

AM/PM Sun 3 x 12 inches Groundcover, Butterfly

A bi-color rainbow of blue, pink, and white shades blanket this dwarf, compact plant in late spring to summer above shiny, gray green foliage.

Cotoneaster, Streibs Findling

\$18.99

Cotoneaster 'Streibs Findling'

PM Sun 2 x 3 foot

Mini Apple Tree, Bonsai, R^XR

This is a vigorous, evergreen shrub with a very low, spreading habit, and smaller leaves than the species. Its mildly glossy, green foliage is accompanied, in late spring, by tons of tiny white flowers. In the fall, the branches fill with red berries and by winter, the foliage turns purplish in the cold.

Cotoneaster, Thyme-leaf

\$18.99

Cotoneaster thymifolius

PM Sun 3 x 3.5 foot Mini Apple Tree, Bonsai, R^XR

Small leaves ride this vigorous grower. It may reach 3 feet in several years but you can keep it compact as a mini apple tree, hedge or bonsai. Get connected with your local bonsai club for a wealth of knowledge and fun!

Delphinium

Delphinium grandiflorum 'Blauer Zwerg'

AM/PM Sun 15 x 15 inches Alpine, Containers

We source many of our unusual varieties from Germany, the land of great alpine plants & medicinal herbs. 'Blauer Zwerg' translates to "bluer dwarf," aptly describing this low growing, gentian blue, rare specimen. Blooms the first year from June to August.

Dianthus, Sternkissen

Dianthus gratianopolitanus 'Sternkissen'

AM/PM Sun 2 x 12 inches Groundcover

Deep pink stars rise above a fashionably blue green carpet, usually May through June. Fits in alpine, rock gardens and containers, attracts butterflies but not deer, is drought tolerant, and provides fragrant flowers atop ever-green foliage. Now that's multi-tasking!



Dianthus, Tiny Rubies

Dianthus gratianopolitanus 'Tiny Rubies'

AM/PM Sun 2 x 24 inches Groundcover, Rock Garden

Dianthus is a commonly grown alpine because of its easy culture. Bright ruby-pink, faery flowers smother the bluish, grassy foliage in the spring. Will eventually form a mat, two feet in diameter.

Edelweiss

Leontopodium alpinum

AM/PM Sun 2 x 6 inches Shrub, Alpine, Medicinal

Mark, having been born in the Bavarian region of Germany, and now growing alpine, is obligated to grow these legendary woolly, white tufts for which many a mountain climber died. They are rather short-lived perennials, but usually self-sow the next generation before they perish. Requires well drained soil and plenty of fresh air. Extremely limited quantities as it is a booger to germinate and grow in its early stages.

Elm, Mini Hokkaido

Ulmus parvifolia 'Hokkaido'

PM Sun 18 x 9 inches Bonsai, ^RX^R, Faery Garden

In 10 years, this tree will attain a maximum height of 18 to 24 inches and be covered in 1/8 inch leaves. In a couple of years, it will naturally shape into a bonsai tree. While it is so much easier to grow outdoors, if you try it as a houseplant, it is evergreen (IF it survives.)



\$18.99

Elm, Seiju

Ulmus parvifolia 'Seiju'

PM Sun 3 x 3 feet Bonsai, ^RX^R or Faery Garden

'Seiju' is a sport of 'Hokkaido' elm but with slightly larger leaves and a faster growth rate. Even so, it can be maintained as a mini tree from four inches tall to 20 feet, even after 40 years! Bark develops a pleasing corky character with age.



\$18.99 to \$54.

Erigeron-Fleabane, Tiny

Erigeron scopalinus

AM/PM Sun 1 x 4 inches Alpine, ^RX^R Garden, Mini Shrub

In 1978, this rock crevice dweller was discovered in Arizona. White (aster) daisies dot the one inch ground-hugging mat. Its drought tolerance is perfect for a trough or in the cracks between side walks or in rock walls.



Euonymus, Mini Creeper

Euonymus fortunei 'Kewensis'

PM Sun 2 x 24 inches Walk-About, Vine, ^RX^R

Call it a "wintercreeper" between stepping stones, as it doesn't always go totally dormant during Ohio winters. Train it up a trellis or bring indoors (if you dare) for a tabletop garden, when its tiny dark green leaves turn scarlet each autumn.

Juniper, Miniature Garden

\$18.99

Juniperus communis 'Miniature'

AM/PM Sun 3 x 1-1/2 feet Bonsai, ^RX^R Garden

It is a well-mannered dwarf conifer, known for scoffing at wind, cold and reflected sun off snow. Gardeners line driveways or walkways with these silvery-needled, columnar-shaped evergreens adding casual to elegant to formal structures depending on pruning, number & configurations.

NEW! Dwarf Sawara Cypress, Variegated

\$18.99

Chamaecyparis pisifera 'Compacta Variegata'

PM Sun 2 x 2 feet Rock & Faery Garden, Drought

You can see our 15 year old mother plant as you walk up to the greenhouse. This fluffy, mushroom-shaped evergreen with flecks and splashes of golden yellow variegation plays the perfect dwarf conifer in a rock garden.

MANY MORE EVERGREENS WILL BE OFFERED

We just aren't certain of the availability as I write in January.

Geranium, Tiny Pink

Geranium dalmaticum



PM Sun 3 x 6 inches Alpine, Groundcover

Petite in stature but it carries a big footprint for usefulness in the garden. It is perfectly suited in the rock garden, or ground cover beneath shrubs providing a finishing touch to areas often neglected for planting. Covered in pink flowers in spring and early summer, it shines at the front edge too.

♻️ HEN & CHICK COLLECTION \$5.49 ♻️

Not your grandma's hens & chicks, these are ground-hugging rosettes with dew glistening soft bristles and/or "spider webs."

AM/PM Sun Groundcover, Strawberry Jars, Alpine



Hen & Chick, Coral Red

Sempervivum 'Coral Red' 4 x 6 inches

Welcome a bright red, drought tolerant groundcover that is incredibly hardy thanks to a strong root system.



Hen & Chick, Lager's Tiny

\$6.49

S. arachnoideum lageri 1/2 x 4 inches

So rare you can't even Google this! Each one-half inch rosette only has a few "cobwebs" but makes the perfect cabbage in a mini vegetable patch.

Hen & Chick, Peggy

Sempervivum 'Peggy' 5 x 12 inches

Large, deep red rosettes mature to dusty purple. Like any hen & chick, -flowering rosettes die, but are replaced by offsets from the mother plant.

Hen & Chick, Ruby Heart

Sempervivum 'Ruby Heart' 3 x 12 inches

Sharply pointed, silvery blue leaves, flush rosy red at the base of each rosette, and change color each season, intensifying in cold temperatures.

Heuchera, Mini Chiquita

\$9.99

Heuchera parishii 'Chiquita'

AM Sun+2 3 x 6 inches

Morning and filtered afternoon sun is the key to keeping this world's smallest Coral Bells alive. Rare and a tad picky, it hugs the ground and holds its spring to summer, pink and white washed flowers close to the foliage. Mature plants are no more than three inches high. Resembles micro rhubarb plants.



♻️ EVERGREEN CONIFERS ♻️

3 to 5 year old

Welcome to the kingdom of outdoor bonsai. With training, (you and the plants), you're on your way to an inexpensive specimen in two months! Create forests by growing several plants of the same variety together. It's true that odd numbers look balanced and most natural.

Dwarf Hinoki, Nana Gracilis \$18.99 and up

Chamaecyparis obtusa 'Nana Gracilis'

AM/PM Sun 3 x 2 Feet Bonsai, ^RX^R Garden

'Nana Gracilis' Hinoki cypress is a dwarf, compact, slow-growing evergreen shrub with roots in Japan. The genus name comes from the Greek words "chamai" which means dwarf, and "kyparissos" which means cypress tree. Trial and error on this beginner size- not the \$50 ones.



HARDY ICE PLANT \$5.49



Called ice plants, but there weren't any hardy varieties until the 1990's as their native home is South Africa. They thrive in dry climates but like a weekly soak during hot summers. Keep dry in the winter with a frost blanket to keep crowns dry, if snow usually lingers.
AM/PM Sun Groundcover, Containers, Butterfly, Bees Anti-Deer

Ice Plant, Hardy Desert Garnet

Delosperma x 'Jewel of Desert Garnet' PP #23,471

4 x 12 inches

Erosion Control Groundcover

Witness a profusion of flowers, scarlet and lavender with white centers, covering its vigorous, mat-forming, bluish evergreen foliage. Up to the challenge of heat and drought conditions that Ohio serves up. Honestly, it is winter that might be tricky, as it needs super drained soil especially then, making it borderline hardy.



NEW! Ice Plant, Hardy Desert Peridot

Delosperma X 'Jewel of Desert Peridot' PP23,566

4 x 12 inches

Banks, Slopes, Rock Walls

Hardy ice plants are gorgeous groundcovers for your driest, sunniest spots. This late spring into early fall bloomer shines in two-toned color. Sunny yellow blossoms with white centers cover the succulent green foliage.



NEW! Ice Plant, Hardy Desert Topaz

Delosperma X 'Jewel of Desert Topaz' PP23,492

4 x 14 inches

Naturalized Areas, Baskets

Sparkling blooms of salmon-orange, with white centers & light pink in between, cover succulent carpets.



Ice Plant, Hardy Fire Wonder

Delosperma x 'Fire Wonder' PP25645

5 x 18 inches

Hanging Baskets, Bees & Butterflies

This is the two-toned (smoldering orange-red petals surrounding yellow centers), taller model, and drought queen in the the "Fire Ice Plant" series.



Ice Plant, Hardy Fritos Yellow

Delosperma nubigenis

2 x 12 inches

Ground Cover, Containers

June blooming yellow flowers smell like Fritos cornchips! *Delosperma nubigenum*, commonly called ice plant, is native to certain mountainous areas of South Africa, yet this mat-forming succulent has reportedly the best winter hardiness of the ice plants currently in cultivation.

Lady's Mantle Mini Alpine

Alchemilla faeroensis var. pumila

AM Sun+2

3 x 3 inches



Alpine, Container, Butterfly

Botanical name "pumilus" means little confirming. It will NOT take over your garden like its standard-sized cousins. I suggest you protect it in a container so the greenish-gold bloom clusters (June through September) aren't hidden by larger neighbors. Morning dew looks like crystals collected in the palm-shaped leaves, outlined in silvery-white margins. Truly magical!

Nothoscordum or Tiny Golden Garlic

\$9.99

Nothoscordum montevidense

PM Sun

4 x 2 inches

Potted Plant

Expect golden, mildly citrus-scented flowers no taller than four inches, spring through fall. Not always winter hardy in northern Ohio, but if you bring your pot into a protected area, this plant will resurrect next spring.

In the onion family, BUT NOT GARLIC (that is merely its common name), its tiny bulbs are easy to divide and share with other containers and your friends.



SEDUMS \$5.49



Sedums are work horses in hot, dry environments, asking for minimal care. They're popular in troughs, strawberry jars, xerophytic landscapes, on green roofs and with the butterflies.

AM/PM Sun

Porous Soil

Minimal Watering

Sedum, (Mini) Angelina

Sedum rupestre 'Mini Angelina'

2 x 12 inches

Erosion Groundcover, Hanging Basket

Brilliant chartreuse-yellow, needle-like foliage and vibrant yellow flowers form a super short, quick groundcover over dry slopes and in between taller flowers. Like other sedums, it bronzes (given plenty of sun) by fall.

Deer Repellent too!



Sedum, Corsican

Sedum requienii

1/2 x 5 inches

Alpine Rock Garden, Groundcover

When growing a groundcover in full sun between flagstones, you need a tough perennial that puts up with some foot traffic like this one. There's an ongoing debate whether it is botanically a sedum, as it doesn't look like one. It's softer & more flexible than typical sedums. However, there is no doubt this shiny green leaved ground hugger will survive brutal winters.

Sedum, Frosted Blue

Sedum hispanicum minus 'Pink Form'

2 x 12 inches

Groundcover, Rock, Faery Garden

Think of a mini blue spruce forest, frosted in pink, viewed from 100 feet above. This is one of the most beautiful and unusual mini sedums with pink-tipped, blue leaves. Pink, nearly white, flowers dotle above in early summer.



Sedum, Irish Eyes

Sedum middendorffianum var. diffusum

2 x 12 inches

Groundcover, Rock Garden, Jar Gem

St. Patty's Day meets Christmas! Irish green rosettes with red centers form thick blankets and yellow flowers in the summer, then blush and intensify to a "poinsettia red," overall, by winter.



Sedum, Love's Triangle

Sedum anglicum 'Love's Triangle'

1 x 12+inches Groundcover, ^{RX}R

Pinkish-white flowers entertain soft, powder blue, pea-sized foliage in spring. To ensure next year's crop, overwinter in a sunny window. Can root a 2" cutting too.

Sedum, Tricolor Carpet

Sedum spurium 'Tricolor'

2 x 12 inches

Groundcover, ^{RX}R, Strawberry Jar Gem

Three colors for 3 seasons. White, pink, and green tiny rosettes bear pink, star-shaped June flowers. Summer sun adds a plum wash over the foliage by fall. Tough groundcover that puts up with neglect as lo it is placed in well-draining, preferably gravelly soil.

NEW! Sedum, What a Doozie

Sedum X 'What a Doozie' PPAF

5 x 14 inches

Rock Garden, Mixed Container

Brilliant variegated leaves (that don't revert back to green) form a low, spreading groundcover. Plants gain attractive blush pink and creamy pink flowers in the Fall- a welcome late season treat for the bees.



Solidago, Tiny Goldenrod

Solidago coulteri

AM/PM Sun 2 x 8 inches Mini Shrub, Faery, Butterfly

Here's a mini version of North America's favorite scapegoat for hayfever. But at only 2-3" tall, the cute, golden-yellow flowers are really not enough "to sneeze at." Why not create a miniature, butterfly attracting meadow?



Stachys, Little Lamb

Stachys byzantina 'Little Lamb' PPAF

PM Sun 3 x 12 inches Rock Garden, Deer Proof

Silver velvety, suede-like leaves, about the size of a dime form a bed for lilac-plum flower spikes, from May to July. Tolerates dry, shallow and rocky soil, as well as air pollution and even the toxic roots of black walnut trees. Does not like humidity so a light-colored mulch around them is wise.



Stachys, Dwarf Betony

Stachy officinalis 'Nana'

AM/PM Sun 6 x 9 inches Rock Gardens, Troughs

Instead of fuzzy gray lamb's ear leaves, this lovely little summer bloomer exhibits glossy, dark green, zig-zag edged leaves and tubular purple flowers. Plants form a nice clump in the garden and can be divided to keep smaller.



THRIFT \$5.49

In a world of round leaves, thrifts stand out! Perky globes announce spring, and linger into summer. They thrive in porous soil.

AM/PM Sun Dry Soil Cottage Garden, Butterfly



Thrift, Faery

Armeria caespitosa (juniperifolia)

2 x 12 inches Faery Shrub

"Cockroach hardy" alpine with rose clusters of flowers in early spring, join perky, grassy, ever-green tufts. All thrifts work and contrast well with sedums.



Thrift, Little Penny

Armeria X 'Little Penny'

1-1/2 x 3 inches Alpine Groundcover, R^{XR} Thriller, Faery Garden

Take "Faery Thrift," reduce by 50%, and you have it! Flowers aren't even tall enough for any kind of stem, rather they just perch on its foliage. In our photos, we usually add a quarter to show relative size, but a dime suffices.

Thrift, Mini Red-leaf

Armeria maritima 'Rubrifolia'

4 x 8 inches Alpine Shrub, R^{XR} Filler, Faery Garden

Blooms non-stop during cooler weather. I like the reddish pink, round flower clusters that bob above, but I adore the dark, reddish purple blades, early summer, for their contrast in the garden or container. Our son, long ago, suggested faeries use these flowers as balloons in a parade.

Thrift, Red Faery

Armeria caespitosa 'Bevan's'

2 x 8 inches Mini Grass, R^{XR} Filler, Faery Garden

"Red Fairy" is honestly more of a dark pink rather than red, but trust me, the flowers are vivid. Since this and other thrifts bloom the entire spring, pick neighbors from our abundance of summer bloomers.

Thrift, Variegated

Armeria x 'Nifty Thrifty'

2 x 12 inches Mini Grass or shrub, R^{XR}

Blades are gold with a green stripe down the center. Even in cooler springs, you can't miss the dark pink flowers by June. After that, you'll get flowers randomly until Labor Day. Plays a tall, mounded grass in a mini world.



THYMES, CREEPING

These are the elite "Walk-Abouts," this is, extremely low spreaders that tolerate a fair amount of foot traffic releasing scent with each step. **AM/PM Sun Dry Soil Bonsai Lawn, Butterfly, Bees**

Thyme, Elfin

\$5.49

Thymus praeceox ssp. articus cv.

1 x 24 inches "Walk-About," Bonsai, Faery Garden

Pink flowers adorn this truly diminutive groundcover in summer. We use it as a moss substitute in bonsais. It is essential to any hypertufa container or rock garden. Spreading slowly, eventually reaching a dizzying height of one inch, it mounds as though there were elf homes pushing up from underneath the thyme.

NEW! Thyme, Red Mother-of-Thyme

\$4.49

Thymus pulegioides

1 x 24 inches "Walk-About," Erosion Control Spreader

With gusto, this one hugs the ground and moves briskly to fill an herb lawn, pathway or rock garden niche with glossy green leaves- a delight to walk over. Intense magenta spring flowers are not to be missed.

Thyme, White Moss

\$4.49

Thymus praeceox ssp. arcticus 'White Moss'

1/2 x 24 inches "Walk-About," Ornamental, Rock Garden

Big hit here when these pure white flowers emerge among bright green foliage. Suitable for rock gardens and as a "Walk About" as it's one of the lowest and flattest thymes we offer. Usually sells out early in the spring.

Valerian, Miniature

Valeriana supina

PM Sun 2 x 4 inches Faery Rock Gardens

This is the mini "faery" cousin to the calming medicinal. It multiplies quickly, with aromatic, rounded foliage and pink fragrant flowers on top of stems like a bouquet-on-a-stick. Site in well-drained soil, in a sunny location, to attract butterflies and bore the deer.



Veronica, Tiny Blue

\$6.49

Veronica oltensis

AM/PM Sun 1 x 24 inches Alpine, R^{XR} Spiller

Handles foot traffic. From rock gardens to in between patio flagstones, it grows slowly but steadily even under drought situations thanks to its rugged roots in the mountains of Turkey. Tiny, dark green leaves mimic creeping thyme, but the disguise is foiled when hundreds of small, azure blue flowers erupt, mid spring. Humble in the pot but tough-as-nails evergreen groundcover, once established.



Woodruff, Tiny Sicilian

\$6.49

Asperula sintenisii

AM Sun+2 2 x 4 inches Rock Gardens

Pink stars cover hand-sized, gray-green, pointy (but not painful) cushions in June and July. Perfect for cottage, gravel or container gardens. Native to Turkey, it is most at home in porous soils, surrounded by rocks. Drier soils encourages prolific blooming.



Yarrow, Utah Mini

Achillea sp. ex Utah

AM/PM Sun 2 x 12 inches

Mini Shrub/Tall Groundcover

Buttercup yellow flowers rise just high enough over the ferny leaves. Spreads slowly along mini railroad tracks or in rock gardens, contrasting nicely with gray stones.



Hardy Shade Miniatures & Companions

\$5.49 (unless otherwise marked)

Like HARDY SUN MINIATURES, the plants in this section prefer the outdoors 365 days a year, and do best in the shade. Most enjoy AM Sun with PM SHADE, while many like light, from sunrise to 2:00 (AM Sun+2). Just a few plants thrive in full shade, but that's all marked by each entry. IN GENERAL: THE MORE SUN YOU GIVE A PLANT, THE MORE WATER IT REQUIRES. (We're talking a good soak during the heat of the summer.)

Ajuga, Chocolate Chip

Ajuga reptans 'Chocolate Chip'

AM Sun+2 2 x 6 inches



Groundcover, Topiary, Bonsai

Ajuga's trademark as a tough and hardy shade plant remains intact in these slightly smaller versions. Clumps of foliage look as if a watercolor artist applied a plum wash sporadically over otherwise dark green foliage.



Ajuga, Multicolor

Ajuga reptans 'Multicolor'

AM Sun+2 1 x 6 inches

Groundcover, ^{RXR} Garden, Bonsai

Cream, pink, light green, plum, and shades in between- the leaves can't seem to make up their minds. What is certain is that this plant does best in the cool shade.



Bellium or Mini Daisy

Bellium bellidioides (a.k.a. minuta)

AM Sun+2 2 x 8 inches

^{RXR} Thriller Shrub, Groundcover

Though it hails from the toasty Mediterranean region, this white flowering daisy is perfectly hardy to our winters. Rosettes of dark green, spoon-shaped leaves cradle 4 inch stalks of delicate daisies in expanding, everblooming mounds. At the base of a bonsai as an accent plant, it is unbelievably charming.



Carpet Tulip, Tiny \$5.99

Centarium scilloides

Shade or Sun 1 x 6 inches ^{RXR} Thriller

Does anything stop this groundcover or its endless parade of tiny pink tulips all summer? We have watched this 2" carpet grow in the dry shade of our railroad garden and in full sun in our stock fields. It passed every test. It's not aggressive but I suspect the faeries are behind its much appreciated self seeding. It is comfortably elegant- a blue jeans to ball gown kind of plant.



BONSAI ACCENT PLANTS: support the specimen

Bonsai isn't just the specimen. Supporting actors called accent plants are grown at the base OR in a small pot that is displayed next to the star. Accent plants in this hardy shade collection include:

- flowers (ajuga, bellium, carpet tulip, coral bells, kenilworth ivy, star creeper)
- lawn or groundcovers (faery fern, true ferns, gotu kola, corsican mint)
- grasses (mondo, chocolate sedge, sweet flag, tiny sweet woodruff)
- plus bamboo, mosses, even some mushrooms, and many more.

KEEP YOUR EYES OUT FOR THE BONSAI ICON:



Coral Bells, Chiquita

\$9.99

Heuchera parishii 'Chiquita'

AM Sun+2 3 x 3 inches

Faery Garden,

We've got the world's smallest coral bells! Tiny, bell-shaped flowers, white petals with pink calyxes (outermost whorl around the base of each flower) coupled with ground hugging foliage, looks best grown in masses.



FAERY FERNS, HARDY

If you're a botanist, you probably already know these are NOT true ferns. In our opinion, it is easier for a child to wrap their minds around "Faery Fern" rather than *Leptinella*, *Cotula*, or whatever the botanists settle for its genus. PM SHADE Shade Lawn, Between Stones, ^{RXR} Garden, Bonsai

Faery Fern, Brass Buttons

Leptinella (Cotula) squalida

PM Shade 2 x 18 inches

Slightly felted, green, fern-like leaves creep just above the soil to form a thick carpet of curious yellow "Brass Button" blooms. Works as a rugged groundcover or lawn between stepping stones, in the shade.

Faery Fern, Platt's Black

Leptinella (Cotula) x 'Platt's Black'

PM Shade 1 x 15 inches

Add a bit of morning sun and these inch long leaves turn jet black! In a little more shade, they grow bicolored green with black tips. Grow over crushed white stone for best effect. Yellow buttons form each spring!



Faery Money, Golden

Lysimachia japonica minutissima

Sun or Shade 1 x 12 inches

This is among the best hardy ^{RXR} ground cover as it spreads, but won't take over the tracks. Bonsai artists use it and many other low growers as a base plant. Bright yellow flowers (May and June) pop up between stepping stones, troughs & faery gardens.



THE RIGHT PLANT FOR THE RIGHT PLACE:

1. In ground/garden or container?
 - if in ground, do you have well draining soil?
 - is container at least 4 inches deep & 12 inches wide?
2. Sunny or shady location?
 - if spot gets sun in the PM, choose sun plants.
 - if spot gets AM sun only, choose shade plants.
3. Year round outdoors?
 - if in a PM sun spot, choose HARDY SUN MINIATURES.
 - if in a PM shady spot, choose HARDY SHADE MINIS.
4. OR Indoors for the winter?
 - if by a south or west window, choose TROPICAL SUN.
 - if by an east or north window, choose TROPICAL SHADE. (PM Sun = noon to at least 6 pm)

Mark invited his buddies over to transform scrubby nursery shrubs into "half-way bonsai." "It's up to the owner to add their touches," says Paul.



Within 5 hours, they transformed 60 evergreens. Here's how:

1. Study the bonsai to determine style- cascading or upright.
2. Trim off the top of the root ball to locate the "Nabari." You can see where the main trunk meets the soil line, to the left of Paul's hand.
3. Trim off dead & lower branches.
4. Clear away branches, roughly as much as you trim the root ball.
5. Water it in deeply and put the bonsai in filtered shade for a week to lessen the "shock."



LEARN FROM ABOUT BONSAI FROM:

1. BOOKS & VIDEOS BY PETER CHAN
2. YOUR LOCAL BONSAI CLUB: where you might be lucky enough to meet "characters" like the very knowledgeable Paul and Steve.



TRUE FERNS \$5.49

Ferns are popular with shade gardeners because they offer a lush, tropical look, and are well behaved. Although they are not true miniatures, these are the smallest out there.

PM Shade Woodland, Zen, Cottage and Rain Gardens



NEW! Fern, Harts Tongue

Asplenium scolopendrium

1 x 1 foot

Bonsai accent, Cool Shade

Hart's tongue is an ancient-woodland-indicator plant. If you spot it while you're out exploring, it could be a sign you're standing in a rare and special habitat. Best part is when the broad fronds unfurl.



Fern, Korean Rock

Polystichum tsussimense

1 x 1 foot



Bonsai accent, Dry Shade

Recipient of the prestigious "Award of Garden Merit" of the Royal Horticultural Society for its small space size; leathery, glossy blue-green fronds; and lush, fresh appearance all season. A popular choice for boutonnières to shaded rock gardens, though it enjoys morning sun.

Fern, Lady Fern Victoria

Athyrium filix-femina 'Victoriae'

18 x 24 inches

Cottage Gardens, Along Stream or Ponds

As far as frond architecture goes, this is Queen. This superb selection has amazingly green fronds whose pinnae (leaflets) crisscross to form x's. Trust me- it's cool and quite unique. This particular variety was discovered in Scotland in 1861 in the midst of the feverish fern collecting Victorian era.

Fern, Lady In Red

Athyrium filix-femina 'Lady in Red'

2 x 2 feet

Native, Woodland Garden, Anti-Rabbit too

Vibrant burgundy color runs through the veins creating a striking contrast with fine-textured, lacy green fronds on this New England native. Avoid fertilizing with nitrogen to obtain the red stem color by its second year. Plant with bold-leaved plants in the shade or woodland garden like hosta.

Fern, Maidenhair, Himalayan

Adiantum venustum

7 x 24 inches Faery Garden, Houseplant

Native to the foothills of the Himalayas, it forms a thick, slow-spreading groundcover with blue-green, teardrop-shaped leaflets on black stems. Fronds are semi-evergreen. They work great in floral arrangements and performs the best in cooler areas.



Fern, Regal Red

Athyrium niponicum var. pictum

18 x 24 inches Zen/Asian, Erosion Control

You might know it better as "Japanese Painted Fern." Striking violet-red fronds are contrasted by bright silver edges, giving a tapestry effect. Use these lovely fronds in fresh cut bouquets for long lasting color and soft texture.



Gota Kola, New Zealand Mini

Hydrocotyle nova zealandiae

AM Sun+2

1/2 x 12 inches

Groundcover, Water Garden, Edible

Although it may have similar memory enhancing qualities as our variegated form listed with the culinary herbs, it landed in the miniature section because it is known more as a water and shade loving plant. Still, its green scalloped, 1/4" leaves are tasty.



❧ MINIATURE HOSTAS ❧

Miniature "Hostas" are the sweet, heart-leaved stars of the shade. You can grow them year after year if you tuck them in porous soil that is watered regularly by the heavens or a hose. Mark strongly believes these mini hostas should be divided every 1 to 2 years (preferably in August, to have time to root before winter.) Avoiding overcrowding not only looks better, prevents premature death and makes a bigger impact from a distance. Miniature hostas are often seen better in a container and it keeps them out of a slug's reach. Overwinter in the ground by September.
AM Sun+2 Tolerates black walnut roots Attracts butterflies, hummingbirds, slugs & deer Rock walls, woodlands, bonsai, ^{RXR}, faery gardens

NEW! Hosta, Baby Bunting

\$6.49

5 x 16 inches

Cupped blue-green two inch leaves are almost perfectly round, having some nice corrugation, may green up later in the season, and even get a pleasing rough texture as they age. Pale lavender flowers pop in late June.

Hosta, Baby Kim

\$9.99

4 x 10 inches

Did you know hostas are in the Lily family? A giveaway are the lily-like, purple scapes (leafless flower stalks) hovering two to 3 times taller than the hosta mounds. Baby Kim's scapes appear in July over shiny green foliage.



Hosta, 'Cameo'

\$9.99

4 x 8 inches

Hostas appreciate a special place and some TLC. Simply grow in foot high troughs, or in raised beds that are 6" higher than the surrounding turf. Morning sun brings out the creamy variegation and encourages light purple flowers by July.

NEW! Hosta, Collector's Choice



\$6.49

2 x 12 inches

We mean miniature! Tiny green heart-shaped leaves form 2 maybe 3" mounds. Expect lavender flowers midsummer. The American Hosta society dictates the maximum size of a miniature hosta and this one easily qualifies.

NEW! Hosta, Cracker Crumb

\$9.99

3 x 19 inches

You are allowed to have crackers in bed(s)! Gold centers illuminate each 3 inch leaf, outlined in green. Lavender flowers, 13" tall, appear in July. Add Faery Ferns, Mondo Grass or Chocolate Sedge and Spikemoss for fun.

NEW! Hosta Feather Boa

\$6.49

6 x 24 inches

Shade Groundcover, Container

The rippled leaves begin yellow then turn chartreuse by mid summer as the lavender flowers, with purple stripes, bloom on 16" scapes. Colorful hostas like this need plenty of morning sun for best effect.

Hosta, Green with Envy

\$6.49

10 x 15 inches

Dark green margins surround each oval to nearly round, 3 x 2" greenish to dark yellow leaf. It emerges early in the spring and retains color throughout the season, IF kept out of direct sunlight.

NEW! Hosta, Ground Sulfur



\$9.99

6 x 9 inches

Because it is fast growing, this small Hosta with pointed sulphur-yellow leaves forms a thick mat smothering most weeds.

Hosta, Japan Boy

\$6.49

5 x 10 inches

Originated in Japan but was developed by Fritz Köhlein of Germany, it has narrow, lance-shaped (pointed) leaves of green and is slow a grower.

Hosta, Lakeside Downsized

\$6.49

4 x 9 inches

Narrow, tapering, rippled, 2-1/2" long, greenish-yellow leaves form fast growing, untidy (in a groovy way) mounds. These hostas, in photos, appear to be moving- like ripples in a lake, no kidding!

Hosta, Mini Skirt

\$9.99

5 x 8 inches

Its thick mounds of ruffly, blue-green leaves with wide, creamy margins lighten in the heat of the summer. Cute flowers are hover just above the foliage in a pale shade of lavender in June and July.



Hosta, Munchkin Fire

\$9.99

5 x 12 inches

This vigorous neon yellow miniature hosta is the perfect size for troughs & fairy gardens. Short and narrow leaves hold their bright yellow color all season long. By midsummer, lavender flowers pop above petite mounds.



Hosta x 'Pandora's Box'

\$9.99

8 x 19 inches

This miniature selection has white-striped, wide leaves with a streaky, green margin. A lighter green area appears in the leaf where the white and green meet, (aka "medio variegated"). Light purple scapes arrive in July. Suitable for planting in mixed containers or tubs. Hosta tip: All go totally dormant in the fall. Spent foliage should be removed before spring.



Hosta, School Mouse

\$9.99

8 x 12 inches

See the clearly defined yellow margin outlining thick, wavy leaves? Color holds throughout the season. Proportionately sized scapes carry lavender flowers in July, if not June too.

"Sluggo" is organic control for slugs & snails, containing iron phosphate, a fertilizer. "Sluggo" can safely be used around pets and wildlife.

Hosta, Sun Mouse

\$9.99

6 x 12 inches

Enjoy brilliant yellow leaves from their arrival to fall, just before they go dormant. Brighten up hosta troughs, shade gardens, and vertical walls. Hostas even grow well in the city, tolerating polluted air!



Hosta, Sunlight Child

\$9.99

5 x 12 inches

Bright yellow, lance-shaped leaves have a slightly wavy edge, resembling that 70s "Seersucker" fabric. Leaf stems are speckled with a reddish-purple cinnamon pattern. Altogether it forms a miniature mound of yellow foliage good for a container or rock garden. Lavender flowers appear in mid-summer and contrast nicely with the yellow foliage.

NEW! Hosta, Shiny Tot

\$6.49

4 x 12 inches

Over the years, 'Shining Tot' has proven to be a premier, dwarf-sized hosta. In August, lavender flowers watch over these thick, glossy, dark green mounds, making it a natural bonsai accent plant and trough favorite.

NEW! Hosta, Tears of Joy

\$9.99

4 x 13 inches

This offspring of "Tiny Tears" hosta displays folded, medium-green, sword-shaped leaves with tiny purple flowers in mid-summer, and vigorous growth. Its ruffled appearance is excellent for use in troughs.

🌀 IVY \$5.49 🌀

Here's the key for the following miniature ivy varieties:

AM Sun+2 **Hardy Perennial** **Porous, Loamy Soil**
Normal Moisture **Spreads about 1 foot** **Excellent Houseplants**



Ivy, Abundance

Hedera helix 'Abundance'
 1 x 4 inches Groundcover, RXR

This ivy is determined to stay small no matter how much you fertilize. Duck foot-shaped, dark green leaves grow evenly on serpentine stems.



Ivy, Anita

Hedera helix 'Anita'
 2 x 12 inches RXR, Grape Vine

Precious micro-maple leaf foliage makes a lush filler to any planting. "Ivy" represents fidelity so it is the appropriate herb to decorate a wedding cake. Ranks #1 most popular "miniature grapevine" for garden railroaders.

Ivy, Feen Finger

Hedera helix 'Feen Finger'
 2 x 12 inches RXR Vine, Baskets, Topiary, Terrarium

"Feen Finger" (in German means "Faery Finger"- really!) is wonderfully compact with tiny long thin "lobes" per leaf, which truly look like tiny hands!

Ivy, Henrietta

Hedera helix 'Henrietta'
 2 x 12 inches Topiary Form, RXR Mini Grape Vine

I've yet to see a smaller more heavily variegated ivy than "Henrietta." Great as a houseplant and an easy miniature topiary standard. Since ivy stands for friendship, it's a terrific plant to share.



Ivy, Mini Easter

Hedera helix 'Mini Easter'
 2 x 12 inches RXR Vine, Houseplants, Faery Garden

Choose this bright cream, variegated ivy to create a proper English garden. Imagine a hedge of miniature boxwood, arborvitae, this ivy and a foot high English Cottage.

Ivy, Peter Pan

Hedera helix 'Peter Pan'
 2 x 12 inches RXR Grapevine Trellis, Topiary

Peter Pan is Mark's choice for grapevines in a railroad garden scene as he thinks its foliage looks most like grape leaves, at a distance. He makes a tiny fence with bamboo stakes and uses #20 florist wire to attach the ivy as it grows.



Kenilworth Ivy, Mini

Cymbalaria aequitriloba
 AM Sun+2 1 x 8 inches
 RXR Spiller, "Walk-About"

Early summer, pale pink, mini snapdragon flowers decorate tiny, green foliage. Don't be fooled by its delicate appearance- it's a tough, ground-hugging, polite spreader. The more sun it gets, the more water it wants.

🌀 NEW! JAPANESE MAPLE \$21.99 🌀

Acer palmatum

These are our own root (not grafted) varieties, destined for bonsai (no scar). All are very hardy in the garden IF they receive shade from the hot afternoon sun.



Butterfly

Grows into an 8 to 10 foot tree with white, pink and green leaves each spring.



Hubbs Red Willow

Super fine red leaves adorn this 10 to 12 foot tree, that turn even more red in the fall.

Ivy Leaf Golden Veil

Delicate green, fingered leaves turn brilliant golden yellow and orange as autumn leaves turn. This 5 to 15 foot tree was born at Ohio's Klyn Nursery.

Oridono Nishiki

Pink variegated leaves turn gold, then red in the fall on this 10 to 13' tree.

Orange Dream

Gold leaves outlined in maroon turn burnt orange in fall on 10 to 12' trees.

Seiryu

Races to 20' tall with red-tipped green leaves turning purple to red in fall.

Viridis/ Green Thread Leaf

Green to gold to orange leaves adorn this 5 x 5 foot semi-weeping variety.

Mint, Corsican

Mentha requienii
 AM Sun+2 1 x 12 inches **\$5.49**
 Fragrant, Walk-About



The tiny, bright green leaves on this low groundcover are the inspiration for "Creme de Menthe" liqueur. Be sure to plant between stepping stones in moist soil, avoiding harsh PM sun! Protect with evergreen boughs every winter. We suspect more folks use it to cover ground, like at the base of a bonsai specimen, rather than flavor beverages, thus it is listed here.

Mondo Grass, Tiny Kyoto

\$5.99

Ophiopogon japonicus 'Kyoto'


AM Sun+2 4 x 12 inches  Bonsai, Groundcover, Lawn

Its curly, dark green, ribbon-like foliage is planted between stepping and paving stones as a softener, and can be used to replace weak shade lawns. Planted en masse, mondo grasses take on an undulating appearance and, with a light drizzle or dew, the effect is calming and magical. Thus, it has achieved icon status in Eastern, Zen, and bonsai gardens.

Mondo Grass, White Sparkler

\$5.49

Ophiopogon chingii 'Sparkler'

Am Sun+2 2 x 5 inches  Mini Grass or Shrub, Bonsai

This delicate, fine leaved "Mondo Grass," with pure white flower spikes throughout the summer, is utilized as a miniature "Pampas Grass" in railroad and faery gardens. Linear blades are a welcome contrast to round leaves.



Polygonatum, Dwarf Solomon's Seal

\$9.99

Polygonatum humile 'Fred Case form'

PM Shade 6 x 24 inches Miniature Woodland

Make an authentic woodland scene with "Dwarf Solomon's Seal," complete with pleated, deep green leaves and dangling white flowers. Bluish-black, inedible fruit follows. Great for shady rock gardens and a wide variety of soils. Fred Case, for whom this plant was named, was a famous biology teacher & breeder, and also our Shelley Hayes' high school teacher.

PRIMROSE \$5.49

Announce spring with a rainbow of vibrant colors from this super hardy miniature. More varieties than what's listed may be offered.

Primrose, Clusiana (Available 2025)


Primula clusiana

AM Sun+2 5 x 6 inches Alpine Gardens, Troughs

Unless you are a collector or avid alpine gardener, you might not believe this is a primrose. Naturally found in the Austrian Alps growing in limestone certainly explains the rosettes of thick, leathery, deep green leaves and alkaline soil preference. Best cultivated in the garden in troughs, pots or raised beds that can imitate their natural habitat. Try adding limestone to the soil. Mid-spring to early summer, short stems carry clusters of purplish red flowers with a white eye, and deeply notched petals.

Primrose, Gold Lace (Available 2025)

Primula elatior-hybr. 'Gold Lace'

AM Sun+2 8 x 12 inches Cottage Garden, Underplanting 

They begin as rosettes of long oval, green leaves, sometimes tinged red. Beginning mid-spring, a parade of flat, red-brown flowers adorned with golden centers and intricately edged in shimmering gold arrive. Plant with the daffodils, under roses, for a classic cottage garden combination.

Primrose, Wanda

Primula x juliae 'Wanda'

AM Sun+2 3 x 12 inches Harbinger of Spring!

This is among the first flowers of spring, exploding with fuchsia fury, blooming with daffodils their entire season! Considered one of the toughest, hardest primroses as tested by our wind swept fields. No large shady areas? Plant it on the north side of any shrub. Divide clumps annually after flowers finish. Anything but afternoon sun. Beyond fuchsia, we will offer shades of blue, lilac, raspberry, velvet and a mix of all of the above.



NEW! Saxifrage, Strawberry

\$6.49

Saxifraga stolonifera 'Harvest Moon'


PM Shade 2 x 24 inches Woodland Shade

Woodland gardens can always stand a little brightening. The newest growth is brightest on these round, golden leaves with reddish undersides and stems. As the plant matures, it sends out arching threads which land on the soil and immediately form another identical plant like a strawberry.




Sedge, Mini Chocolate-leaf

Carex buchmannii

AM Sun+2 2 x 6 inches  RRR

Looking for shade-loving, tiny tufts of grass for a western railroad garden? All aboard! Milk chocolate to olive green leaves turn dark chocolate in sunnier spots. Spreads VERY slowly, but, digging up and dividing speeds up the process.

STAR CREEPERS \$5.49

These are literally the stars of the shade when seeking plants for in-between stepping stones, landscape groundcover, or lawns. 

Star Creeper, Alpine White

Pratia puberula 'Alba'

AM Sun+2 2 x 18 inches Groundcover

Hardy, flowering groundcovers in the shade are quite popular. This plant blooms white well into the fall when pampered with normal to moist soil and shade. Whether for a fanciful faery garden, or creeping between plants or stepping stones, star creepers thrive in loose, organic, rotted bark soil.



Star Creeper, Baby Blue

Pratia pendunculata (Laurentia)

AM Sun+2 2 x 18 inches Faery Lawn

Why not try this quick spreading, shade to sun groundcover? Sweet, baby-blue, star-shaped flowers (from late May until September) resemble tiny inverted umbrellas protecting a dark green carpet. These take off once established.



Sweet Flag, Japanese Mini Gold

Acorus gramineus 'Oborozuki'

3 x 9 inches Terrarium, Miniature Grass

This dwarf grass grows to only 4" tall. Sweet Flags are a rare exception of staying within cultural groups. Though listed here in hardy shade, they can come indoors to play with tropical shade plants in a terrarium. Add a few black stones to create a striking display with these golden tufts.

Woodruff, Tiny Sweet

Asperula suavis

P. Sun - P. Shade 6 x 12 inches

Bees, RRR Garden

It's hard to find much information on this RARE Black Sea native. We know it as a well-behaved, clumping groundcover with endless dividing opportunities (make more clumps!) with lovely whorls of white flowers most of the warm season.



Tropical Shade Miniatures

\$5.49 (unless otherwise marked)

Great for terrariums or winter landscapes, these versatile botanical wonders cheer up your winter windowsill and summer shaded gardens. Indoors, they thrive by a semi-bright window; just not in direct sun. Wait until soil is slightly but not bone dry, and then soak until water seeps out the bottom of the pot. By May, move them to an outdoor shaded garden or patio. Whether in the ground with your hosta collection or in mixed planters, be sure to avoid harsh afternoon sun. **Most are AM Sun+2** meaning outdoors, they prefer sunrise to 2 pm sun to color up!

African Violet, Humpty Doo Mini

Saintpaulia 'Rob's Humpty Doo'

AM Sun+2 1-1/2 x 3 inches Terrariums, Shade Gardens

Like any violet, use room temperature water to avoid permanent spotting on the leaves. The sweetest, non-stop, blue and white flowers hold court over rosettes, which enjoy frequent dividing.



Alternanthera, Gold Threads

Alternanthera ficoidea 'Aurea Nana'

AM Sun+2 8 x 8 inches

Terrariums, ^{RX}R Gardens, Faery Bush
Popular in public gardens because of their colorful show in mass, and tolerance of pruning shears. Allow it to be a golden tropical tree, or trim top for a bushy annual specimen in the faery or railroad landscape.

Alternanthera, Red Threads

Alternanthera ficoidea 'Red'

AM Sun+2 10 x 10 inches Terrariums, Shade ^{RX}R Gardens

Bright red foliage contrast with any golden miniature. Picture a jungle tabletop garden with "Oak-Leaf Ficus" and "Golden Baby's Tears," or add a begonia for a Hawaiian theme.

Alternanthera, Snow Queen

Alternanthera ficoidea 'Snow Queen'

AM Sun+2 4 x 8 inches Containers

Mounds of puckery, green and snow white leaves hold tiny white flowers. Though it is listed in tropical shade, it can handle sun as well. It is equally adaptable in a mixed container or as a garden groundcover.



Baby Tears, Golden

Soleirolia soleirolia 'Aurea'

PM Shade 1 x 12 inches Terrarium

This is a bright gold version of the popular houseplant. Micro leaves unite to form a glowing groundcover for railroad gardeners, and a lawn in mini landscapes. By summer's end, dig up these golden jewels, or they will die!



MINIATURE BEGONIAS

Divide & share when the leaves or plants are on the verge of getting too large. Indoors, allow to dry out in between waterings and nourish with organic fertilizer monthly. **AM Sun+2** **Attract butterflies**

Begonia, Butterfly Wings

Begonia dregei subsp. dregei

12 x 12 inches Bonsai Tree

Each red edged, green leaf looks like one half of a butterfly's wing span. It's the pink tinged, clam-shaped, flowers that lure butterflies.



Begonia, Spotted Butterfly

Begonia dregei 'Glasgow'

12 x 12 inches Butterfly

Both attract butterflies & bees along with bonsai artists who are thrilled with the extra spotted foliage.



Begonia, Fuchsia Red

Begonia fuchsoides 'Rubra'

16 x 12 inches Tree, Bees, Butterflies

Glossy is what begonias are all about, and this red blooming beauty follows suit. Not to be outdone, sumptuous, fuchsia-type flowers dangle like heavy earrings.



Begonia, Fuchsia Tiny

Begonia foliosa var putzeysiana

9 x 9 inches Mini Tree, Bonsai

This world's smallest leaved begonia "dressed in fuchsia's clothing" will eventually grow up in 5 to 10 years. Glossy green foliage sits well with non-stop, rose colored flowers for a blooming bonsai.



Begonia, Mini Maple Leaf \$6.49

Begonia partita

8 x 18 inches Flowering Tree

The ability to grow under dry conditions makes this an ideal choice for indoors. An excellent subject for bonsai, this South African species forms a swollen base (caudex) and small sharply pointed, Japanese Maple-like leaves. Delicate white flowers form freely throughout the warm season.



Begonia, Rhinestone Jeans

Begonia 'Rhinestone Jeans'

4 x 6 inches

Mini Shrub, Houseplant

Our smallest "Rex Begonia" shows off lime green leaves with maroon red mottling, and flirty, thick "eyelash" leaf margins. Blooms with clusters of simple, two petal, white flowers IF happy, that is, moist but not wet.

Breynia, Mini Snowbush

Breynia nivosa 'Roseopicta Nana'

AM Sun+2 6 x 12 inches

Bonsai

"Even Karen couldn't kill this one in the house," or so says Mark. Unusually bright white, rose, and green mottled leaves for a plant tolerant of LOW light and warm houses. Consider it a beginner bonsai plant.



\$6.49



Callisia, Pink Panther

Callisia repens 'Pink Panther'

AM Sun+2 4 x 6 inches Hanging Baskets

An updated wandering jew comes to mind with this creeping, basket-loving succulent. Waxy, green-striped leaves washed in cream and pink with burgundy undersides reign with a side show of tiny, June white flowers.



NEW! Cissus, Mini Grape Vine

Cissus striata

AM Sun +2 24 inch trailing Houseplant, Basket

Grows so fast you'd swear you can SEE its vines lengthen, yet the relatively tiny grape-leaf-like leaves land it in this miniature shade section. Bounces back from the occasional watering blunder. EASY!



Confetti Fern, Variegated

Pilea microphylla 'Variegata'

AM Sun+2 4 x 4 inches

Tree or Shrub, Terrariums, Houseplant

From low light to full sun, these white, pink and green leaves look like the plant is perpetually flowering. Eventually grows into a vase shaped tree.



Dragon's Tongue or Waffle Plant

Hemigraphis repanda

AM Sun+2 5 x 5 inches Terrarium, Faery, Houseplants

Add texture to terrariums with the wiggly-edged purple leaves of this easy going houseplant. Grassy foliage is relatively low growing so it's ideal in dish gardens, terrariums, and the underplanting of larger houseplants. Ignite a child's green thumb with this beloved faery plant.

NEW! Faery Fern, Tiny Tim

Leptinella gruveri

AM Sun+2 1/4 x 4 inches Terrarium, Faery Lawn, R^{XR}R

If a tiny leaved thick carpet isn't impressive enough, each bright green leaf has a frilly edge (although you just about need a magnifying glass to see it.) Any of the faery ferns are "designed" for railroad gardens or a child's mini landscape adorned with a set of dinosaurs. Throw in a haworthia and a "Ficus, Tiny Oak Leaf" and you have an underwater scene in a terrarium.

Fern, World's Smallest Boston

Nephrolepis 'Mini Russells'

PM Shade 3 x 3 inches R^{XR}R Shrub, Faery Garden

Botanically it is a true "Boston Fern" however, the fronds normally grow no more than 2 inches long. Holy Cow! Works well in a tropical shade miniature garden setting providing a fresh green shrub element. The trick is "even moisture"- not too dry, not too wet and keep it in indirect light.

☞ FICUS \$6.49 & \$14.99 ☜

Ficus appreciate evenly moist soil. Avoid extremely wet or overly dry conditions. Move indoors when temps dip into the 50's. Don't panic if your ficus loses some leaves after a move in or outside.

AM Sun+2 Bright Indoors/Shade Outside Bonsai, Faery Gardens

Ficus, Burt Davyi Bonsai

Ficus burtt davyi nana

12 x 12 inches Tropical Bonsai Specimen

This is the bonsai choice because the tiny leaves can be reduced to less than 1/4 inch, grown in brighter light indoors. In addition, this ficus is endowed with an abundance of branches for shaping and even produces small, (bird) edible, green figs, if the flowers are pollinated by wasps.

Ficus, Curly

Ficus pumila 'Curly'

2 inch trailing Terrarium, Hanging Baskets

This is not the common white variegated creeper. Its gnarly foliage steps up with yellow centers on each fingernail sized, twisted curly leaf. It is totally unique in this ficus collection, leaning toward hanging baskets rather than upright bonsai specimens.



Ficus, Mini Lucie

Ficus benjamina 'Lucie'

12 x 6 inches Bonsai Tree, Indoor Garden

A distinctive curl or wave and a dramatic long tip at the end of each leaf distinguishes this from other ficus trees. Its growth habit and leaf shape are more upright and narrow. New leaves are lighter green, maturing to deeper green which adds character and a sense of age to miniature gardens in pots and in the garden.

Ficus, Tiger Bark

Ficus microcarpa 'Golden Gate'

18 x 18 inches Bonsai Tree

Tiger is in the gray, white-striped bark which adds an exotic touch to this beginner bonsai. Adjusts to indoor living, is fast growing and much easier to grow than traditional junipers.



Ficus, Tiny Limey

Ficus microcarpa 'Melonseed'

18 x 18 inches Tree, R^{XR}R, Mini/Faery Garden

It's not a lack of fertilizer. New foliage naturally begins lime green and matures to thick, glossy, dark green foliage for a 3D effect. Single, or multiple, or trunks get larger and thicker with age. Bushier than 'Too Little'.

NEW! Ficus, Tiny Oak-Leaf

Ficus pumila 'Quercifolia Minima'

1/4 x 4 inches Terrarium Vine, House plant, R^{XR}R, Faery

Known as "String of Frogs," this creeps and attaches like an ivy with 1/4" oak-leaf shaped foliage. Rather than losing it amid larger garden plants, use this slow moving, mighty groundcover at the base of a bonsai specimen.

Ficus, Too Little

Ficus X 'Too Little'

18 x 18 inches Tree, R^{XR}R, Mini/Faery Garden

Layer upon layer of rich green, thumb-sized leaves result in exquisite perfection, and an exact miniature of the classic ficus houseplant. Few plants are better suited as THE tree for tropical landscapes and faery gardens.

Ficus, Triangle Variegated

Ficus triangularis 'Variegata'

24 x 24 inches Bonsai

Look at the green & cream, triangle-shaped leaves that are held on stiff, compact stems. Enjoys bright light indoors but avoid direct sun.



Ficus, Willow-Leaf

Ficus subulata (salicifolia)

3 x 2 feet Tree, R^{XR}R, Mini/Faery Garden

It's not a "Willow," however it fits into a tropical landscape as a slow growing tree. Expect "Coppertone" bronze, willow leaf-like foliage when sited in sun, which it can handle. I think it's the easiest ficus of all to grow.

NEW! Impatiens, Golden Dragon

Impatiens repens

24 inch trailing Winter Blooming Hanging Baskets

Terrific, rare species that everyone should grow! Most people never guess that this is an Impatiens. Its bright red stems cascade down 4 feet or more, with tiny, rounded leaves that are cute as a baby's toes. The large, canary-yellow flowers are just an added bonus. Despite its exotic look, it's easy to grow. 1 endangered species, thought to be extinct wild until it was recently found in Sri Lanka

Oxalis, Little Plum Crazy

Oxalis spiralis ssp. vulcanicola 'Plum Crazy'

AM Sun+2 6 x 6 inches Edible Flowers

Give it moisture and AM sun, and this patchwork of pink, green, and fuchsia will be vivid, along with its deep pink stems. The yellow flowers taste like "Sweet tarts!" You would be lucky to have this shamrock in a hanging basket or shaded faery garden.



NEW! Oxalis, Little Velvet Sunset \$5.49 & \$21.99

Oxalis spiralis ssp. vulcanicola 'Sunset Velvet'

12 x 12 inches Container thriller Shrub, Culinary, RXR, Houseplants

We welcome copper-colored plants as a contrast to our sea of green. Foliage transforms from orange to pink with hints of copper that eventually fade to light green in the fall. The addition of sweet-n-sour tasting yellow flowers, spring to summer, pose perfectly over these rustic shamrocks, or on fine entrees at high end restaurants.

PEPEROMIA \$5.49

Try these easy houseplants offered in a wide range of colors & shapes.
AM Sun Houseplant, Bonsai Underplant, Terrariums, Faery Gardens

Peperomia, Columnar

Peperomia columella

6 x 3 inches Terrariums, Hanging Baskets

Plump and pillowy leaves stack on top of each other so tightly that you can't see the stems. Starts out in columns but eventually settles down over the edge of baskets and containers. Read more to find out how to NOT kill it: <https://plantophiles.com/plant-care/peperomia-columella/>

Peperomia, Pixie

Peperomia meridana 'Pixie'

3 x 3 inches Bonsai Accent, Terrarium, Faery Garden

You'll find this houseplant, a.k.a. "Crazy Quilt Peperomia" in terrariums. Reddish stems balance whorls of glossy, sunken-veined, green foliage that is stacked tightly like shingles, making a compact shrub for faery gardens.

Peperomia, Raisinet

Peperomia caperataquito

3 x 4 inches Houseplant, Terrariums

Shiny, rich red leaves, deeply crinkled like raisins tempt you to nibble on this possibly tricky houseplant. It's worth trying to get the water timed well, waiting until it's nearly dry before giving it a soak.



Peperomia, String-of-Turtles



Peperomia prostrata

1/2 x 6 inches Terrarium, Hanging Baskets

I call it the "Peace Sign" plant because you can find that symbol etched in a few of the half inch oval leaves. Its creeping compact foliage crawls all along a terrarium floor, given enough light and humidity.

Peperomia, Taco-leaf

Peperomia axillaris

3 x 5 inches Terrarium, Conversation Piece

I would not suggest you eat the foliage but admire the folded leaves and occasional tall, candelabra-like blooms. It happens to like to be snug in a pot so no hurry in re-potting it into a larger home.



Pilea, Trailing Blue Angel

Pilea glaucophylla 'Greyzy'



1 x 12 inches "Jar-Gems"™, Terrariums

Blue with silver-streaked foliage is an uncommon discovery. Tiny, rust red flowers accentuate its pea-sized foliage especially as it trails down the sides of a tropical basket.

Need a fast perennial groundcover that is easily trimmed and controlled? Treat as an annual, or dig out a few pieces in the fall and plant inside.




Plectranthus, Ernst Baobab \$6.49

Plectranthus ernstii

AM Sun+2 12 x 12"

Bonsai Tree, Houseplant

Conversation piece for its fall through spring, pale lavender-white spires held above scalloped, mint-green, fleshy leaves. The real eye catcher is its swollen tree trunk base, making it look like those wild African baobab trees laden with fruits that get warthogs and monkeys drunk in National Geographic films.



NEW! Spikemoss, Golden

Selaginella kraussiana 'Aurea'

AM Sun +2 1 x 6 inch trailing Terrariums, Underplantings

The luminous golden or chartreuse color (depending on if its grown in part or full shade) will light up any damp, shady garden corner. Keep evenly moist and this creeper will form a thick, fun & feathery carpet.

String of Hearts, Variegated \$6.49

Ceropegia linearis sub. woodii variegata

AM Sun +2 3 inch trailing Terrarium, Hanging Baskets

Thick pink, cream, and green, heart-shaped leaves dangle on nearly string stems for cascading baskets and overflowing windowsill pots. Though listed among shade lovers, it can handle more sun. If you plant in the ground in May, you'll notice it has formed swollen, edible tubers when you dig it up for wintering indoors. Parachute-shaped flowers form an ingenious fly trap for this South African native.



String of Pearls, Variegated \$6.49

Curio (Senecio) rowleyanus variegata

AM Sun +2 1 inch trailing Terrarium, Hanging Baskets

White and green, pearl-shaped "beads" grow as a groundcover in the shade of trees in its native South African desert home. Slim, long necked, white flowers appear in summer. Water regularly during the growing season, allowing the soil to dry out between waterings. Reduce watering frequency during the winter months.

Scilla, Mini Leopard Lily

Ledebouria socialis 'Miner'

AM Sun 2 x 4 inches Terrarium, Faery Garden

Clumps of plum-colored bulbs erupt with dark spotted, long leaves, and green and pink, spring floral spikes. Allow soil to dry a little before watering



Syngonium, Pink Petite

Syngonium hybrida

PM Shade 4 x 6 inches Terrarium, Faery Garden, Easy Houseplant

"Arrowhead Plant" is an appropriate common name describing the shape of its leaves. A pale, cream wash is painted on the surface with detailed deep pink veins and light green undersides. Syngoniums' linear look plays well with ficus and begonia in a terrarium. Grows thick so dividing once a year is appreciated by each of their clumps.

Syngonium, White Pixie

Syngonium x 'Pixie'

PM Shade 2 x 3 inches Faery Garden

Forever in search of plants that are NOT the norm, Mark found this green & white-washed terrarium star. It looks like a mini caladium. Grows thickly and quickly, so divide regularly.



Tropical Sun Miniatures \$5.49 (unless otherwise marked)

Along with the tropical shades and succulents, these are great houseplants. May through September enjoy their color in sunny patio pots, railroad or faery gardens, and even in strawberry pots for the succulent types. Come fall rescue them from the frost to winter indoors on a bright windowsill. Like most houseplants, ease up on the winter watering, waiting until the top inch is dry before thoroughly soaking. Drain saucers.



Abromeitiella, Tiny Bromeliad \$5.99

Abromeitiella brevifolia f. *chlorantha*

PM Sun 2 x 2 inches Bonsai Accent



In its native Argentina, clambering over arid, rocky slopes, it MIGHT get rained on twice a year other than a morning sea fog, now and then. So do not overwater or cuddle- it's quite prickly!

Bougainvillea Pixie Pink & Pixie Queen \$7.99

Bougainvillea 'Pixie Pink' and 'Pixie Queen'



PM Sun 3 x 2 feet Pollinator, Bonsai



Bracts are modified leaves evolved to lure the pollinators (hummingbirds) to its true tiny, white tubular flowers. These bush more than vine, thus they're devoured by bonsai artists. Green foliage mimics the shape of "Pixie Pink's" papery bracts, while Pixie Queen has variegated leaves.

Brazilian Rain Tree \$14.99 or \$44.99

Chloroleucon (Pithecellobium) tortum

AM Sun+2

2 x 2 feet

Exotic Bonsai Tree



Keep under two feet with pruning. Rewards include white, powderpuff blossoms which turn yellowish within a few days, followed by curly seed pods. Leaves close at night and the tree looks dead. The next morning the leaves open and the tree is indeed alive. The trunk's exfoliating bark reveals the white inner bark, perfect for bonsai.

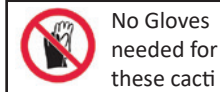
Cactus, Dogtail

Strophocactus testudo

AM/PM Sun

4 inch trailing

Hanging Baskets



We like this finger safe cactus native to central America where it grows in the trees along with orchids. Providing as much sun as possible in the winter with cool temps helps make white flowers, but avoid harsh summer sun.

Cactus, Thimble

Mammillaria gracilis fragilis

PM Sun

1 x 3 inches

Houseplant for Beginners



\$6.49

Green globes with white, radial spines are the perfect kids' cactus. Inside, each winter, satiny, cream-colored flowers appear. Break off new clumps (no gloves needed), root and share with an aspiring, young horticulturist.



Chile, Mini Bonsai Tree \$6.49

Capsicum frutescens 'Prik kee noo'

PM Sun 12 x 12 inches Bonsai Tree

"World's Smallest Chile Pepper," and easiest bonsai tree in one season bears burnt orange fruits & equally tiny leaves. Yes, its fiercely, firey, pointed fruits are edible, but give folks fair warning.



Citrus, World's Smallest \$9.99

Citrus japonica 'Hindsii' (Fortunella hindsii)

PM Sun

2 x 2 feet

Novelty Houseplant

Known as "Hong Kong Kumquat," it bears round, orange fruits that rarely exceed 1/2 inch in diameter. The tree is also small and spiny with tiny, narrow leaves. Fruits are red orange at maturity and hold on tight. The rind is thin, sealing in several large seeds in each fruit. Edible but more of a novelty.

Coleonema, Confetti Tree \$14.99

Coleonema pulchrum

PM Sun 12 x 12 inches

\$14.99



Bonsai

An airy cloud of fragrant, bright green leaves tipped with aromatic pink flowers prove why it's known as "Pink Breath of Heaven." In contrast, this sturdy South African bush is drought and wind tolerant.

Coleus, (Mini) Autumn Maple \$6.49

Coleus X 'Tiny Red Toes'

PM Sun 10 x 10 inches Tree, Houseplants, R X R

Witness the autumnal crescendo of red and gold then bring it inside for a tabletop garden, bonsai tree, or an elegant houseplant.



Coleus, Marrakesh \$5.49

Coleus x 'Marrakesh'

PM Sun 14 x 14 inches Bonsai, Patio Pots

Forget the flowers when you have unusually deep red and gold mounds that love the sun. Don't hide this in the shade!

Coleus, (Mini) Red-Leaf \$6.49

Coleus X 'Cantigny Royale'

PM Sun 12 x 12 inches R X R garden

Even beginning bonsai students can be on their way to a showpiece, that's way easier to grow, in a matter of months. Dark, rich red foliage intensifies as it nears Halloween.

All Coleus are:
- bonsai ready
- not deer food



Coprosma, Kiwi Gold \$6.49

Coprosma prostrata 'Kiwi Gold'

PM Sun 1 x 3 feet

Hanging Basket



This New Zealand native is noted for its buttery gold splattered, glossy, green leaves. Prostrata, in the species name hints, it is a trailer for tropical hanging baskets and a groundcover.

ELFIN HERB \$6.49

Years ago Ben asked Mark, "What's the name of that pretty flower?" "Elfin Herb," he told Ben, who responded as any 4 year old would and asked why? "Because," Mark said, "faeries like to use flowers as little hats. Elves, who like to play tricks, run by and snatch the flowers right off the faeries' heads." Months later, Ben still remembered the name.

Elfin Herb

Cuphea hyssopifolia

PM Sun 1 x 1 foot

Faery Tree, R X R garden

Who can pass up a blooming tree that even a beginner can get to flower most of the year? Take a lower limb off here and another that crosses that other branch over there. In no time, you've just sculpted a tree. Elfin herbs come in baby pink, red, rose, purple, or pristine white.



Erodium, Faery Double Rose

Erodium X variable 'Flore Pleno'

PM Sun

2 x 12 inches

Flowering Shrub

\$6.49

The first time I spied this was at a distance in our greenhouse I thought it was a true dwarf geranium. "No," Mark said, "but it's related. If you can grow rosemary indoors, you can keep this going." It rarely stops showing off its dainty pink, red-streaked, fully double flowers. It is the ideal tabletop landscape. Indoors keep at 60°, water only when soil is dry, and put it next to your brightest window. Likely the most popular bonsai accent plant in our entire collection



Erodium, Faery White

Erodium reichardii 'Album'

PM Sun

5 x 8 inches

Alpine Shrub for a Faery Garden

\$6.49



As this is the largest of our erodiums and most free blooming, it is easier to see the resemblance to its perennial geranium cousins. Here, where bigger is not necessarily better, there's still room for it in a railroad landscape, larger pot, or perennial border.



General Instructions for Tropical Sun Plants:

INDOOR WINTER CARE

1. Place by a bright windowsill.
2. Wait until dry before soaking.
3. Water until it drips. Empty saucer.
4. Refrain from fertilizing.

OUTDOOR SUMMER CARE

1. Find a sunny spot to site pot.
2. Plant directly in the garden.
3. Water weekly during heat!
4. Fertilize monthly, through fall.

Many are "Jar Gems" which thrive in strawberry jars, tolerate dry conditions and are marked with this symbol.



Gasteria, Lilliput

Gasteria lilliputana


PM Sun

3 x 3 inches

Windowsill Bloomer

\$5.49

On a list of rare South African plants, you will find this curious succulent. The mottled leaves of young plants are distichous (arranged in twos, opposite each other) and look quite different to the elongated adult leaves. Six inch spikes dangle nectar rich, tubular, red-pink flowers. Native to rocky, poor soils, dry out in between watering. It is happy to share its space with other succulents.



NEW! Ice Plant, M & Mini Sunshine

Delosperma rogersii 'Mulberry Mini Sunshine'

3 x 8 inches

"Jar Gem"™, Faery, RXXR garden

Bright yellow flowers are featured on this Mulberry Creek discovery. We selected this seedling because of its slightly larger and distinctly brighter yellow flowers than the original species. Same tight mound with flowers that rarely stop blooming during the summer, given enough water and fertilizer.



JADE, Tropical

Jades are in the genus *Crassula* and are native to South Africa. They self-bonsai, that is random limbs shrivel and fall off which enhances air circulation and allows more sunlight to enter. New babies start to root below the mother plant.

AM/PM Sun unless marked

Jade, Mini Kitty

\$5.49

Crassula marginalis v. 'Minuta Variegata'

1 x 6 inches Baskets, Rock Gardens

Jades aren't often known for spilling over baskets, or for having tricolored white, pink and green, thin, overlapping leaves like this one. Though it thrives in bright sun, watch it on the hottest days of the summer. Water if needed.



Jade, Tiger


Crassula picturata

AM Sun+2 2 x 4 inches Windowsill Bloomer, Easy Houseplant

Purple-black dots on top and a purple wash on the undersides of leaves are well "designed." Rosettes hold a halo of the lightest pink shaded flowers, late summer. If the general tone of the foliage turns red, you might back off on watering. Especially indoors in winter, keep on the dry side.



\$5.49



NEW! Jade, Tom Thumb

Crassula rupestris ssp. commutata

3 x 6 inches

Rock Walls & Gardens

Another South African native, it is well-adapted to hot, dry rocky slopes. Its thick, triangular leaves stay tiny but store enough water to help the plant endure extended drought. Full day sun brings out their fine red margins. It thrives in well-draining pots and gritty soil, only occasionally needing a deep watering when the soil is fully dry. From spring to mid-summer, 'Tom Thumb' can display neat clusters of tiny white flowers.

Life Saver Plant or Huernia

\$6.49

Huernia zebrina magniflora

AM Sun+2

1 x 8 inches

Houseplant for Beginners, Bonsai Accent
Absolutely the most bizarre flower we have offered in awhile! It looks like a wine-colored, "Gummi Lifesaver" was plonked in the middle of each yellowish with wine-red, lined, star shaped flowers. In the shadow of these stars, rise 4 angled cactus spires.



This photo is not altered!

Monanthes, Canary Islands

\$6.49

Monanthes polyphylla

AM Sun +2

2 x 4 inches

Windowsills

The tiniest of rosettes, stacked with plump leaves reside at the tips of thin stems keeping company with yellow flowers in summer. Native to the Canary Islands, it is related to jade, hen&chicks, and echeveria. A little picky to grow- not too much sun & not to much shade. Do not overwater.



Monkeywort, Creeping Blue

Lindernia grandiflora

AM Sun

1 x 12 inches

Basket Queen, Groundcover

Go bananas over the dark blue and white flowers that rarely quit, above glossy, green, heart-shaped leaves. This heat loving groundcover is slow to spread as it is fixated on flowering. Next fall, dig up this Florida native for a rainforest garden.



Monterey Cypress, Lemon Scented \$14.99

Cypress macrocarpa 'Goldcrest'

AM/PM Sun 6 x 24 inches Tree, RXXR, Faery

Can you believe a lemon-scented conifer? This golden, narrow, lemon, "Pine-sol"-scented pillar needs annual pruning to keep it compact. Sadly, not winter hardy but it is easily overwintered. Mine is in a bright, south facing window above the sink, for easy, every other day watering. It actually looks BETTER than when I first brought it in. AMAZING, since many plant just tolerant the indoors.



Myrtle, Mini Variegated \$6.49

Myrtus communis var. tarentenia 'Microphylla Variegata'

PM Sun 1 - 3 x 3 feet Winter Houseplant, Culinary

Prized by topiary and bonsai enthusiasts for its white flowers, white-striped variegated foliage and semi-weeping form. Mini black fruits form late summer. From the Mediterranean, it is used sparingly to flavor lamb and other meats.

NEW! Oregano, Micro-Silver

Oregano microphyllum

AM/PM Sun 5 x 4 inches Faery Garden, Culinary

Yes, it is a truly tiny, silver, powerfully flavored oregano that overwinters indoors (just like any rosemary) by sunny, cold (50°), drafty, windows. Deep purple flowers show up late summer. We hope that you'll help us introduce this unique oregano to other gardeners but be sure to tell them it's not a thyme!



Pelargonium, Mini Zonal Red

Pelargonium X 'Friesdorf'

PM Sun 5 x 5 inches Houseplant, Container, Border

'Friesdorf' (named for the horse-shoe-shaped band of dark color on the leaves) is a miniature zonal geranium with rounded, green to plum colored leaves, and single, lipstick crimson flower clusters. Remove dead flowers to foster new growth. It scares me how often and abundantly it flowers!

NEW! Pillow Plant (or Plectranthus)

Coleus prostratus

AM Sun+2 2" Trailing Hanging Basket, Containers

String of Pillows (was Plectranthus prostratus, now Coleus prostratus) is a delicate, lime-green string of succulent, thick leaves. It hangs and trails from pots and providing reddish-violet blooms all summer. Although it thrives in partial sun, it develops a phenomenal burgundy pattern if sun stressed. It readily roots from any node along the stem and grows vigorously.

Pomegranate, Dwarf

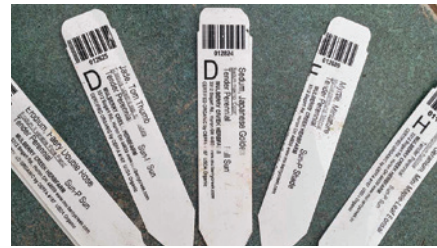
\$6.49 and up

Punica granatum 'Nana'

M Sun+2 12 x 12 inches on sai, Edible Fruit, Ornamental, Faery Tree



Bonsai enthusiasts love the twisting trunks of this South Asian native that are conducive to a funky, ancient, gnarly form. Bright orange fruits are encouraged by a bit of shade, drier soil and a slightly root bound state. Once fruit buds are set, then you can move it to more sun with protection from winds and frost. From that point, it likes water and a slightly acid soil. Prune gently as the branches are brittle. Sounds somewhat complicated but it's worth it. When in doubt check out the "You-Tube" videos.



CREATING A MINIATURE LANDSCAPE

1. Choose plants that share the same conditions. (In this example, all are "Tropical Suns.")

2. Fill a shallow pot with potting soil, mounding it. Plant the tree first. We like it off center.

3. Add rocks to hold the soil in place.



4. Add shrubs and groundcovers that vary in texture, and color for interest.

5. Add gravel for a path, more rocks, a bench, a figurine....

6. Water "softly" but deeply.



6. In the winter, place next to a bright window. Water when dry on top.

7. Ideally place outside in summer, in indirect sun and water, likely daily.





Privet, Mini Yellow \$6.49 & \$14.99

Lonicera nitida 'Baggesen's Gold'

AM Sun+2 3 x 3 feet Topiary

Imagine an English privet hedge, outlining a semi-shaded faery garden. Golden yellow leaves share space on this well branched plant. Although it can grow to 3 feet, it does so slowly and is easily pruned. Use as a bonsai, shrub, or a tree in a mini backyard cloister garden.

NEW! Rosemary, Baby P.J.

Rosmarinus officinalis 'Baby P.J.'

AM/PM Sun 6 x 18 inches Bonsai, Culinary, Containers

Possibly the "World's Smallest" rosemary has returned to exhibit its tiny needle leaves and equally compact growth for any whimsical dish garden or bonsai. Along with clippings in shaping the rosemary, it provides plenty of new shoots for cooking. Many rosemaries don't bloom until late fall but Baby P.J. usually puts on a summer show of dark blue flowers, also edible.

Sedum, Fickle Pickles

Sedum pruinosa

AM/PM Sun 2 x 4 inches Miniature Succulent Gardens

Pruinosa translates to "frosty" referring to foliage. White washed over green-blue, half inch, pickle-shaped leaves, form a dense, ordinary succulent shrub. But its white flowers in summer demand your attention. Like other members in the Crassula family (jade & monanthes), it too is from South Africa. To simulate those conditions, plant in porous soil, water sparingly in winter (maybe 2-3 times a month) and more often in summer.

Sedum, Japanese Golden

Sedum makinoi 'Ogon'

PM Sun 2 x 8 inches Bonsai Accent, Groundcover

"Sedum, Voodoo" and this rare cultivar inspired our "Jar Gem" series, or plants perfectly suited to the cramped quarters and dry, severe conditions of strawberry jars. Like Goldilocks, this plant's color indicates the degree of light- it whitens with too much sun and turns chartreuse if the light is too low. If you get the light exposure just right, it glows golden as it creeps.

Sedum, Mini Me Jelly Bean

Sedum rubrotinctum 'Mini Me'

PM Sun 2 x 4 inches Baby Shower Favors

Soft, succulent, round leaves spiral up each short stem. Starts with a lime-green base that blushes red to copper with increased exposure to direct sun; exactly what it enjoys in its native Mexico. Don't fret if a few beans drop!

Sedum, Tokyo Sun

Sedum japonicum 'Tokyo Sun'

AM Sun+2 2 x 4 inches Drought Tolerant Groundcover

A shaded site turns the foliage light lime-green but afternoon sun turns the foliage almost white and could burn it. We like a morning sun location where the leaves turn a "just right" golden color. We use this variety in miniature landscapes because the leaves are smaller, so it is appropriately scaled for tinier tasks. Actually tasty in salads too!

☞ SERISSA \$6.49 & \$14.99 ☜

As a "pro plant tester" with fairly neglectful ways, I can testify: these flowering trees are hard to kill, despite their reputation. Indoors simply grow in a generous pot with good houseplant potting soil, not necessarily bonsai soil. Allow the soil to dry somewhat between watering, but never bone dry. Place on a bright windowsill with cool temps (60°). Outdoors, provide morning sun and an occasional soak.



Serissa or Snowrose, Cherry Blossom

Serissa foetida 'Cherry Blossom' (rosea)

PM Sun 2 x 2 feet ^{RXR} or Bonsai Tree

Green and white foliage carry single pink flowers. This is easily trained into a tree BUT does not like to dry out. See Mark's cherry blossom sprig to the right.

Serissa or Snowrose, Double White

Serissa foetida 'Fleno-Plora'

PM Sun 2 x 2 feet Mini Tree, ^{RXR}

This all green, tropical shrub looks like a mini magnolia tree but blooms most of the year. It is an ideal bonsai specimen. Grows best when temps are above 60° which is when you should fertilize at half strength, monthly. Pruning is most effective in spring.



Serissa or Snowrose, Pink Mountain

Serissa foetida 'Pink Mountain'

PM Sun 2 x 2 feet Mini Tree, ^{RXR}, Houseplant

Beauty lies in its striking, variegated foliage rather than its occasional pink flowers. It also prefers temperatures above 60° and shouldn't get bone dry. Consider applying a thick mulch around the root zone in the summer to conserve soil moisture, a wise move for most any plant.

Serissa or Snowrose, Tiny Kyoto

Serissa foetida 'Kyoto'

PM Sun 1 x 1 foot Mini Tree, ^{RXR}, Houseplant

As "Serissas" go, this is the tiniest leaved variety, although it grows rather quickly. "Tiny Kyoto" is precisely proportioned as a tree for the smallest scale railroad, or as a shrub in large scale. Occasionally we're treated to its rare, white-pink, tiny trumpet-shaped flowers.

NEW! Skeleton Plant

\$6.49 & \$21.99

Corokia cotoneaster

PM Sun 8 x 18 inches Tree in Halloween Mini Garden

This rare collector's plant has grey-green leaves that become increasingly tiny and gray, if exposed to more sun. One winter, Karen bet Mark these bizarre trees were too weird to sell. Ask Mark about the prize. Mark created an outrageous Halloween miniature landscape that included this spooky cemetery tree combined with dark tufts of sedge and creeping faery ferns.

Trichodiadema or Desert Bonsai

\$5.49 & 19.99

Trichodiadema bulbosum

PM Sun 2 x 4 inches Beginner Bonsai



This South African succulent is known as "African Bonsai" for its origin and natural tree habit. Stems thicken at the base like a baobab tree. Don't be intimidated by the crown of bristles sprinkled over the gray to greenish leaves. Branches are pretty soft, hosting magenta flowers throughout the year. The roots have been used to hasten the fermentation for bread and beer.

Zanthoxylum, Bonsai \$6.49

Zanthoxylum odorum

AM Sun+2 3 x 3 feet (10 years) Bonsai

Lip gloss shiny, peppery flavored green leaves are the rage among "Iron Chefs." Grows wild in Asia, this "Yellow wood tree" transforms with minor training into a perfect bonsai destined as a mini tree or railroad accent.





☞ SUN-LOVING SUCCULENTS ☜

4" clay pots @ \$7.99 6" clay pots @ \$18.99



Too large to be miniatures and not for your dinner plate, we reserve this section for indoor, hard-to-kill houseplants that double as outdoor strawberry Jar Gems and fun herb companions. With the exception of "Scillas," most prefer sun. However, if the tips start to brown or the leaves bronze, that could be too little water or too much sun, so make adjustments. This is just a teaser. [Many more varieties are available here.](#)

☞ AEONIUM \$7.99 ☜

Aeoniums are monocarpic, meaning -"They flower-They Die." Keep the colorful foliage but prevent flowers by trimming any branch that exceeds 8". Cut off the rosette tips, leaving 6 to 8 leaves at the top of the branch resulting in a long-lived, lush plant & tip cuttings for more.

Aeonium, Kiwi

Aeonium haworthii x 'Kiwi'

PM Sun 6 x 6 inches Houseplant

Green, cream and plum-lined foliage is smaller, easier to grow and mounding, unlike the popular Dr. Seuss tree forms of "Schwartzkopf, Voodoo & Sunburst." Translation? - It's a tad bit more disciplined.



Aeonium, Schwartzkopf

Aeonium arboreum 'Schwartzkopf'

PM Sun 4 x 18 inches Centerpiece Houseplant

Dark green, 4" rosettes deepen in color to nearly black in summer as the German "Schwartzkopf," or "black head" name dictates. Has nothing to do with teenagers other than it is a DRAMATIC topper in large strawberry jars!

Aeonium, Tricolor

Aeonium haworthii 'Variegatum'

PM Sun 6 x 18 inches Houseplant, Jar-Gems™



Add bold texture and color to your strawberry jar with 3" rosettes of green and white striped foliage that blush pink in full sun. In September, simply cut off some end rosettes and stick in a sandy mix. Keep moist until rooted for more carefree and colorful houseplants, OR you could dig up & bring in the whole thing.

Aeonium, Voodoo

Aeonium x 'Voodoo'

PM Sun 8 x 18 inches

About 20 green centered, purple-edged, fleshy lobes compete to form a 12" rosette and secure a vivid focal point in a tropical mixed container. Seek out a sophisticated vase to match so you can enjoy fresh cuts in winter, as you dream of its native Canary Islands.



☞ ALOE \$7.99 ☜

Beyond the popular Aloe vera, we also offer ornamental aloes. They possess that unique star-shape in many forms and colors. All qualify as "most likely to succeed." If they start to bronze, cut back on light.

AM Sun+2 or more Some medicinal and some ornamental only

Aloe Vera

Aloe vera (Aloe barbadensis miller) and (Aloe var. chinensis')

AM Sun+2 or more 1-2 x 2-3 feet Skin Soother, Containers

We offer two varieties: "Miller" shows off wide, plump leaves resulting in a larger plant, while "Chinensis" is a slim version with white spots. Both hold anti-inflammatory, antiseptic and antibiotic gel, and edible (tastes like raw green beans) orange flowers sporadically throughout the year.

Aloe, Blue Elf

Aloe x 'Blue Elf'

1 x 2 feet

Rock & Xerophytic Gardens, Containers

This fuss-free succulent thrives in the heat, poor soil and small spaces. Narrow, upright, blue-gray leaves contrast nicely with the pale orange flower spikes. Foliage tips may have a reddish tinge in extreme temps.



Aloe, Ice Queen

Aloe x 'Ice Queen'

6 x 6 inches



No medicinal cooling gel in these nearly white washed leaves. Its irregular green pattern on each leaf sets the stage for the yellow, apricot, and red blooms that appear as they please, but often.

Aloe, Walmsley Variegated

Aloe x 'Walmsley Bronze' Variegated 6 x 6 inches

This plant has chameleon-like qualities. In a shady spot, it is bright green with strong, white variegation and open rosettes. In a full-sun setting, it grows compact, full, and it takes on a deep chocolate brown to maroon hue with off-white striation. It is very prolific!

Echeveria, Peacock Blue

Echeveria peacockii ssp. subsessilis

PM Sun 1 x 5 inches Beginner Houseplant

Lovely rosettes are packed with powder blue leaves that are obovate (tear-dropped shaped), acuminate (tapering to a long point), keeled (shaped like a flat bottomed boat), thick, pruinose (powdery wash) and (sessile) are attached directly to the base stem without a stalk. Back to English, in winter hold back watering until really dry for the best color and health.

Echeveria, Topsy Turvy

Echeveria runyonii 'Topsy Turvy'

PM Sun 8 x 8 inches

Jar-Gems™

Got friends with a black thumb? Encourage them to try echeverias.

This one is particularly forgiving. I bring it indoors in the winter, find a sunny spot, give it a soak until it drips and let it get bone-dry before I water again. I am rewarded with wavy, blue rosettes and eventually orange-red, bell flowers that hang from shepherd-hook stalks each summer outside. Plant in terra cotta pots or a strawberry jar to match the flower color.



Euphorbia, Pencil Fire Sticks

Euphorbia tirucalli var. rosea

PM Sun 2 x 2 feet R^{XR} Tree, "Jar-Gems"

We started growing this multi-colored pencil cactus for our tropical Jar Gem collection, but after seeing it in a California R^{XR} set-up in "Garden Railroad" magazine, we have doubled the number of plants each year.

Other species stay green but this selection is truly this red, orange and yellow with a touch of pink inside in the cooler months. HOT!!



Ice Plant, Heart-Leaf Variegated

Aptenia cordata 'Variegata'

PM Sun 3 feet Groundcover, Baskets

Check another "Holy Grail" off Mark's list. While researching "Heart-Leaf Carpet Apple" there was a reference to a strongly variegated form with red flowers, and he found it. True to its flashy description, it sells out fast so don't hesitate. Buy early!



SUCCULENTS: "Winter Torture/Summer Love"

Winter indoors at 55° by a bright window, and soak when bone dry. Summer outside in PM Sun, *water deeply anytime, & fertilize monthly. *In many of their native homes, summer is monsoon season so loving them with water is in their genetic memory and preps them for winter.

Jade, Gollum (Shrek's Ears)

Crassula x 'Gollum'

PM Sun 12 x 12 inches Strawberry Jar

Every customer who comments knows this plant's common name before reading its label. It really mimics that green ogre's ears. Use as a tree in a dish garden or strawberry jar topper. More fun than a "Venus Fly Trap."



Jade, String of Buttons Variegated

Crassula perforata 'Variegata'

PM Sun 2 x 12 inches Easy Houseplants

Here is the hit of our Christmas openhouse. When customers "swam" in our sea of succulents, over half chose this ornamental of creamy white, flat leaves with green center bands, layered thickly on top of one another like stacked plates.

Jade, Sunset

Crassula argentea 'Hummel's Sunset'

PM Sun 18 x 18 inches  Houseplant, Exotic Garden

AKA "Golden Jade" for its spectacular golden and cranberry jade leaves. Spring colors are muted but intensify with cooler temps and dry conditions. Over fertilizing can dim colors too. The late fall to winter flowers are white with a hint of lavender. Prune branches to reveal its classic stocky trunk.

Jade, Totally Tubular

Crassula tubulifolia

PM Sun 18 x 18 inches Houseplants

Care for this as you would any other jade for years of pleasure in a mini landscape. Outdoors, it enjoys a life of leisure in the sun with extra water, especially in pots. Compared to "Shrek's Ears," leaves are rolled up tight with less flare and it grows more like a tree. Totally tubular, man.



Jade, Variegated

Crassula argentea 'Variegata'

PM Sun 2 x 2 feet Houseplants

Take a clue from its species: argentea refers to silver or white. Artistic strokes of creamy white shimmer in the summer sun while airbrushed pink margins deepen on the foliage by fall. With such natural beauty and tolerance of our dry home, it's a pleasure to have this jade inside for the winter. Give it room as it eventually reaches a couple of feet or more.



Portulacaria, Mini Elephant

Portulacaria afra

AM/PM Sun 3 x 3 feet



Bonsai Tree, ^{RXR}, Houseplants


Compared to the "Mini Variegated Portulacaria," this clearly grows more erect and, of course, has solid green succulent foliage. This is the better choice for dwarf trees, a favorite among bonsai enthusiasts, and the focal point in a tropical landscape with "Mini Kitty Jade" or ice plants.

Portulacaria, Mini Elephant Var.

Portulacaria afra 'Variegata'

AM/PM Sun 3 x 3 feet Mini Tree, Bonsai, Easy Houseplant

Ruby stems are studded with creamy, white-edged leaves, like large flattened peas. This colorful succulent assumes the tree position in a dish garden. Artsy, easy and bonsai ready.



Portulacaria, Rainbow Bush

Portulacaria afra 'Medio-picta'

AM/PM Sun 12 x 12 inches Easy Houseplant, Bonsai, Hanging Basket

Roundish, green leaves with a white stripe down the middle attach to burgundy stems that grow long and branching out of a pot. Cute!



Scilla, Leopard Lily

Ledebouria (Drimys) maculata

AM Sun+2 4 x 4 inches Houseplant for Beginners

Here is a deciduous bulb from South Africa with flat, tulip-like leaves and chocolate leopard spots. 6 to 12" flower stalks tower above the foliage bearing a tight cluster of small white flower buds that open and turn to a pale green. Bring this in each fall, divide the bulbs and share with friends.

Sedum, Lamb or Burro's Tail

Sedum morganianum cv.

PM Sun 3 x 12 inch Spread "Jar-Gems™", Baskets

For kids of all ages, we offer this classic blue, sharp-tipped sedum. Most folks recognize it by the long flowing tails that droop over the rims of hanging baskets and mixed containers.

Sedum, Jelly Bean

Sedum rubrotinctum

PM Sun 4 x 12 inches "Jar-Gem.," Culinary

This tropical, Mexican variety is closely related to the "Burro's Tail". "Jelly Bean" is appropriate for its uncanny resemblance and array of colors from pinkish-gray to bright red or green, and many shades in between. Iron Chefs' secret: Add colorful leaves to a salad. They taste like lettuce but explode/squirt in your mouth.



Opuntia, **HARDY** Mulberry Creek \$6.49

Opuntia humifusa 'Mulberry Creek'

PM Sun 12" spreading Alpine

Totally out of order because it's the only one that's hardy, and a nice way to end. It's been growing down our rock wall for over a decade. It begins to flower during the third week of June- in time for herb fair!



SHADE-LOVING BASKETS, HOUSEPLANTS & SUCCULENTS

Might well be the easiest plants to keep alive in the entire catalog since most homes are darker and drier than we think. They still enjoy a spot by a window but it need not be super bright. When soil is super dry, I take the plants to my sink, soak them, drain the saucer, put them back and wait until it's dry again. We also offer reasonably priced houseplants in the fall like sansevieria, calathea, pothos, palms, and more.

Baby Yoda Ears \$21.99 Baskets

Cyanotis somaliensis

AM Sun+2

3 x 12 inches



Dorm Room Plant, Baskets



Mark is a hard core Star Wars AND Star Trek fan so when he noticed the soft, white hair fringe around greenish-plum leaves, well who can resist Baby Yoda? Purple and orange toned flowers show up irregularly. Survives the neglect of college dorm room. (Please don't tell George Lucas.)

Fern, Rabbit's Foot \$21.99 Baskets

Davallia tyermanni

PM Shade

8 x 8 inches

Hanging Basket, Terrarium

Imagine rabbit paws or tarantula legs dangling over the pot's rim. Provide this plant with its own humidifier by placing the pot on a saucer filled with pebbles and water. During hot weather, water regularly (with rain water if you want to indulge them). Ferns, in particular, like this spa treatment.

Haworthia, Mini Window Plant \$5.49

Haworthia marumiana var. batesiana

AM Sun

2 x 2 inches

Shady Shrub, Terrariums

Thrives under low light conditions. Forms clumps of babies that bloom throughout the year with white, miniature lily flowers. Great for dish gardens, terrariums or windowsills. I mean, it's called the window plant!

HOYA \$9.99 Pots or \$21.99 Baskets

Waxy, vining leaves join fragrant flowers, given indirect light (about 4 feet from a window), monthly blooming fertilizer and deep watering not until the soil is bone dry or generally no more than once a week in winter and twice a week in the summer. Considered pet friendly.

Hoya, Krimson Queen

Hoya carmosa 'Krimson Queen'

4 x 24 inch Trailing

A little light brings out a light crimson "watercolor wash" over its shiny green and cream leaves, deep crimson stems, and pink flowers.

Hoya, Lisa Variegated

Hoya australis 'Lisa'

5 x 36 inches

Striking pink, white, yellow and shades of green foliage set the stage for white, star-shaped clusters that smell like sweet vanilla and chocolate!

Hoya, Mini Splash Plant

Hoya curtisii

3 x 18 inches

Small round or heart-shaped, olive-green with gray variegated leaves form a compact vine meant for a basket. Cream petals with rose blooms are fuzzy, and their fragrance is said to resemble melon or citrus notes.

Hoya, Splash Plant

Hoya pubicalyx

4 x 30 inches

Long, pointed leaves often have a flecking of silvery variegation. Clusters of reddish-purple, star-shaped flowers give off a mocha nighttime scent. Blooms will reappear repeatedly for years to come.

Hoya, Tricolor

Hoya carmosa 'Exotica'

5 x 24 inches

Creamy white, yellow, chartreuse, and lime leaves, edged in green are held on bright red stems. New shoots emerge fuchsia pink. Bears white to dark pink flowers.



Hoya, Wayetii

Hoya wayetii kentiana

3 x 24 inches

Not everyone is so obsessed with variegated plants like Mark so here is a narrow, green leaved variety with crimson red flowers that produce a faint butterscotch fragrance.

Hoya, Wayetii Tricolor

Hoya wayetii 'Variegata'

3 x 24 inches

Most people are intrigued by variegated leaves so we offer a white, pink & green, narrow leaved version with red flowers. Grows more slowly.

NEW! Orchid, Black Fern \$9.99

Ludisia discolor

PM Shade 5 x 8 inches Ornamental Houseplant

One of the easiest orchids to grow, this terrestrial (grows on soil rather than trees) species from South Asia is grown for its chocolate leaves with rose stripes and spikes of pure white, yellow-throated blooms.

Lower light keeps the foliage dark.



No need for gloves

RHIPSALIS

\$5.49 Pots or \$21.99 Baskets




Along with "Baby Yoda Ears" I call this our "sci-fi series." These true cacti are child safe (no thorns) that grow under bright or low light, and dry or moist soil, making them nearly kill-proof in pots or baskets. Make room for yard long vines. Deer ignore the hairy stems.

AM Sun+2 2 - 5 feet trailing Baskets, Walls, Strawberry Jars

Rhipsalis, Old Man's Beard

Rhipsalis teres form capilliformis



Pencil stems droop over, carrying a load of tiny branchlets and (maybe) cream flowers.

Rhipsalis, Red Mistletoe Cactus


Rhipsalis burchellii



Will eventually "sun blush" and hang 5 feet long with creamy white flowers and pink fruits.

Rhipsalis, Tiny Organ Pipe

Rhipsalis cereuscula



White to pinkish, satiny flowers stand tall but eventually drape over the basket with age.

Rhipsalis, Coral Cactus

Rhipsalis ewaldiana



Three-sided stems carry white flowers. Starts upright but eventually hangs 2 feet or more.

Rhipsalis, Drunkard's Dream


Rhipsalis bambusoides (Hatiora salicornioides)



Name refers to its wine bottle shaped flowers. Overall stiff, but arching sprays that overflow.

Rhipsalis, Mistletoe Cactus

Rhipsalis pilocarpa



By fall, fine white hairs on flowers become red tinged by the sun. Red to maroon fruits appear

GARDEN FRUIT

Harvest your daily dose of antioxidants, vitamins and fiber which may provide protection against cancer, cholesterol, blood pressure, even aging plus boost your brain! Select early, medium and late varieties to extend harvest over a month. Generally, fruit will bear next year and continue for decades with a little maintenance. Well worth the wait and investment. Eat fresh and frozen for year round health.

BLUEBERRY BUSHES price & size varies

Space your bushes for the eventual 4 foot spread, in full sun. Essential for thick smoothies, in green salads & fruit kabobs, and especially scones with a lemon glaze (as well as the chance of improving your eyesight & memory.) Fruits bear from July 1 (early) to mid September (very late).

- EARLBLUE (early)- one of the first to ripen in June with large berries
- CHANTICLEER (early)- high sugar brix content means sweet blueberries
- PATRIOT (early)- may bear large berries from July 4 to mid August
- BLUEJAY (early)- abundant berries and ornamental (orange bush) in fall
- BLUERAY (early/mid)- large, dark blue berries; extra winter hardy vines
- BLUECROP (early-mid)- large, sweet firm berries mid July
- BONUS (mid-late=Aug. 1) extra large fruit and yields; bright blue berries
- JERSEY (mid-late)- famous for huge yields of medium-sized berries
- TALISMAN (late)- reliable grower; big yields of large berries; stores well
- ELLIOT (very late)- light blue, medium-sized berries on a large bush

MULBERRY \$19.99

Give it all day sun and you'll get a summer's worth of nutritious fruit. Since it's half-hardy, but will eventually reach four feet, grow it in a large container in the garage for winter. Apply 4-6-4 fertilizer each spring.

DWARF EVERBEARING- delicious, black fruit in one to three years

NANKING WHITE CHERRY \$14.99

Red Nanking Cherries land somewhere between sweet and tart but white cherries are larger, sweeter and lower in acid (the perfect fruit for jam.) Provide all day sun and two varieties to cross pollinate the white flowers in spring. Fruit will ripen in June or July. These varieties are 4 x 8 feet. Planted early enough, you may get fruit the first year.

- GABE- can yield 8 to 12# of fruit per bush; roughly the size of blueberries
- IAN- is the most drought tolerant of these 3 varieties
- JULES- pleasant taste with sweetness, best eaten fresh from the plants

RASPBERRY availability, price & size varies

Raspberries can spread up to 6 feet across and bask in 8-10 hours of sun. Follow websites like www.gardeningknowhow.com to simplify the pruning process. Get creative with raspberries in salsa, yogurt, popsicles, and beverage garnishes, or just fresh eating. **VERY LIMITED QUANTITIES IN 2024 AS MOST OF OUR STOCK GOT PLANTED FOR BEN'S WINES- Sorry!**

- JEWEL (mid summer)- favorite. large, glossy, firm black raspberry
- ENCORE (late mid summer)- large red berries on nearly spineless vines
- HIMBO TOP (fall)- extra large, easy to pick, abundant, red berries
- *HERITAGE (late fall)- flavorful, firm, red berry with freezing quality
- CAROLINE (everbearing)- large berries, June & fall on healthy bush

RHUBARB \$4.49 for a 4" pot

Add another sun lover that spreads about 3 feet wide and high. Pick in April, May, or even September for best flavor by pulling the ruby red stalks away from the center, starting the second year after planting. AVOID eating the leaves which can cause gastric distress due go high amounts of oxalic acid, especially if you are prone to kidney stones. As stalks emerge, sprinkle "4-6-4" fertilizers over the area.

*VICTORIA- English heirloom pie variety with rosy-red stocks; long season

STRAWBERRY \$3.99 per 3 pack

Sunshine stimulates handfuls of glossy, vitamin packed berries. Space up to 2 feet apart and keep weed-free. Berries make thick milkshakes, juicy scones, and heavy cream's best friend. (Harvest dates are relative.)

- GALLETA (June 5)- early, large, glossy, berries all the way to season's end
- FLAVORFEST (June 18)- large berries the whole time on healthy vines
- *SEASCAPE (everbearing)- best flavored, largest, summer-long bearer
- *SPARKLE (June 25)- beginner gardener's strawberry; heirloom flavor
- VALLEY SUNSET (June 30)- super large, super tasty, berries into July
- ***SEASCAPE STRAWBERRY BASKETS \$21.99**



FRUIT PRUNING & FEEDING:

Mark simplified this in a few easy steps.

BLUEBERRY BUSHES and NANKING CHERRIES:

Remove the oldest canes that are heavily branched, down to the soil line. Of all the soft, pliable, new shoots (Mark calls suckers), choose the most robust and leave it. Cut out all other shoots to the ground. Apply 2 cups low acid fertilizer per bush.



RASPBERRIES:

After fruiting, remove the canes that just bore the fruit, down to the ground. If necessary, clip the new canes (suckers) to three feet tall. Fertilize in March with a low acid fertilizer, 2 cups per 3 feet of canes.

STRAWBERRIES:

After fruiting, narrow bed down to just 2 feet across. It will widen. Fertilize with a 4-6-4 fertilizer in March.

FOR MORE DETAILED INFO ON GROWING & PRUNING, OUR EXPERT IS:

- NOURSE FARMS (www.noursefarms.com)
- asparagus, horseradish, rhubarb
- blackberries, blueberries, raspberries
- currants, gooseberries, elderberries

PICKED BLUEBERRIES & CRANBERRIES IN BULK:

DeGRANDCHAMPS FARMS
(www.degrandchamps.com/product-category/dried-fruit/)

POLLINATOR FRIENDLY PLANTS for OHIO

Flowers planted near fruit and vegetable gardens bring pollinators and other beneficial insects into the garden. All provide food sources for insect pollinators, especially in the heat of summer.

Anise Hyssop	Dill	Apples	Kale
Angelica	Fennel	Beans	Melons
Basil	Lavender	Berries*	Mustard
Borage	Mint	Broccoli	Peas
Calendulas	Nasturtiums	Cabbage	Peaches
Catmint	Oregano	Chiles	Pumpkins
Chives	Parsley	Cucumbers	Squash
Cilantro	Sage	Eggplant	Tomatoes
Citrus	Thyme	Gourd	

*Blackberries, Blueberries, Raspberries, Strawberries...etc.

CERTIFIED ORGANIC VEGETABLE PLANTS

\$3.49 per pack or 3-1/2" pot
(unless otherwise marked)

WHAT DOES (__ days) MEAN?

(Example: IMPERIAL (66 days)- large green heads

Theoretically it is the number of days from seed to harvest, though the important part is showing relative maturity. Like in the cabbages, FARAO (64 days) ripens months before *DANISH BALLHEAD (100 days).

Planted in the spring, generally speaking:

- 50-60 day varieties are ready to harvest by late May
- 70-80 day crops roughly July
- 90 to 100+ days start to peak in September

Many 50-60 day crops can be seeded in June for fall harvest.

VEGETABLE CODE:

patio container varieties highlighted red


(Example: ARUGULA (40 days)- more nutty)

healthy = extra disease resistant variety

(Example: H-19 Little Leaf (58 days)- healthy, stress tolerant..)

heirloom varieties are marked with (*)

(Example: *BRANDYWINE (78 days)- voted best tasting tom...)



SEEDS

arriving mid March

Proud to offer non-genetically engineered, organic certified "BOTANICAL INTEREST" seed:

- herbs
- vegetables
- flowers
- pollinators
- seed blends

NOT TYPICALLY FOUND ON A DEER'S MENU:

(if only deer could read!)

HERBS:

Anise
Chives
Cilantro
Dill
Fennel
Horseradish
Lavender
Lemon Balm
Mint
Oregano
Parsley
Rosemary
Sage
Tarragon
Thyme

ORNAMENTALS:

Baptisia
Bee Balm
Bleeding Heart
Butterfly Bush
Butterflyweed
Catmint
Dianthus
Echinacea
Lantana
Milkweed
Mountain Mint
Salvia
Sedum
Verbena
Yucca

VEGETABLES:

Artichokes
Asparagus
Carrots
Chiles
Cucumbers
Eggplant
Garlic
Leeks
Onions
Potatoes
Prickly Pear
Pumpkins
Squash
Rhubarb
Tomatoes

ASPARAGUS ROOTS

\$7.99 a gallon

Find a sunny plot and a little time and you will produce a crop that can last 20 years or more. Male asparagus plants are prized for their heavier yields. Noursefarms.com is our authority for growing asparagus & berries.

MILLENIUM- produces an abundance of high quality male spears

BEANS

Sold as seed & plants

Bean seeds are cost effective sown directly in the ground about May 20th. However, germination is at times sketchy so we offer these plants too. If you miss picking a few fresh beans, let the shells brown & harvest soup beans 6 weeks later. Unfortunately the purples fade when cooked.

*DRAGON LANGERIE (55 days)- purple streaked white, 8" flattened pods
FORDHOOK 242 LIMA (70 days)- heavy yields/big beans through frost
GOLD RUSH YELLOW WAX (55 days)- lemon yellow, 5" thin, straight
PROVIDER (50 days)- 6" classic green beans; biggest yielder; healthy
ROYAL BURGUNDY (55 days)- 5" deep purple pods turn green, cooked

BEETS

Sold as seed

Beets love cool weather so seeding around April 20th to May 1st is ideal.

BROCCOLI

Harvest before flower buds open, cutting the central head at a 45° angle. Side shoots will develop and are harvested throughout the season.

ARTWORK (60 days)- harvest crown, then side shoots spring and beyond
BURGUNDY (37 days)- stunning purple side sprouts for spring or fall
*DeCICCO (48 days)- revered Italian heirloom; mini heads of broccoli
IMPERIAL (66 days)- large green heads come on summer and early fall
SPRING RAAB (60 days)- robust flavor; more bite than broccoli; aka rapini



BRUSSEL SPROUTS

Pull leaves off bottom third of stalks in August to enhance air flow and expose insects' party place. Harvest 1-1/2" fully developed heads after a fall frost for higher sugar content.

CATSKILL (90 days)- huge, 2" round, green sprouts on strong stalks with many heads
RED BULL (80 days)- 1" purple sprouts; milder & nuttier; cold intensifies color

CABBAGE

Harvest full head ideally before it splits, cutting right at the base and keeping the outer 2 or 3 wrapper leaves to protect against bruising.

CARAFLEX (68 days)- crisp & sweet; lettuce + cabbage flavor= lettage
*DANISH BALLHEAD (100 days)- 6# round heads; for sauerkraut & storage
FAMOSA (81 days)- 3# blue-green ruffly, Chinese cabbage heads; stir-fry
FARAO (64 days)- 3# tender, crisp, peppery sweet, split-resisting heads
KALIBOS (90 days)- 3#, pointed red, cabbage; green inside; stores well
*RUBY PERFECTION (86 days)- purple-red, 3-4#, for late summer/fall slaw

BEST GARDENING ADVICE?

DO NOT RUSH TO GET VEGETABLES INTO THE GARDEN

1. The ground is often too wet in early spring. Working in wet soil ruins it!
2. Like many of us, bugs often prefer cooler temps. You often miss a crop of bugs when you plant later than the traditional times. This is especially true for warm crops like tomatoes (which I plant late May) and hot crops like squash (which I often don't get around to until mid June.)

CERTIFIED ORGANIC VEGETABLE PLANTS
\$3.49 per pack or 3-1/2" pot
(unless otherwise marked)

CARROTS

Sold as seed only

Seed carrots about 1/2" apart starting April 15th. Thin to an inch apart.

CAULIFLOWER

Harvest when flowerets just begin to separate and look slightly "ricey." Be sure to plant these by late April OR plant in June for a fall garden.

EARLISNOW (45 days)- white heads ripen before summer's heat
CLEMENTINE (55 days)- brightest and earliest orange heads for summer or fall

PURPLE MOON (62 days)- exceptionally early purple cauliflower in spring; or June planted for a fall crop
ROMANESCO (78 days)- multi-spiraled, lime green; nutty flavored (pictured right)



CELERIAC & CELERY

Fertilize well & water regularly. Amsterdam celery is just leaves while celeriac is a baseball-sized root. Full stalked varieties require weekly, deep watering.



AMSTERDAM CELERY (see page 6 in herb section)
CELERIAC, Balena (108 days)- lift celery-flavored, ugly, 4" creamy, white roots in September for fall soups (pictured left)
PEPPERMINT STICK (80 days)- striped red & white stalks with full-flavored leaves and stalks

TANGO (85 days)- non-stringy, crunchy, green, self-blanching 20" stalks

CORN, SWEET

Sold as seed only

Sow 2 seeds, an inch deep, about a garden hoe's width or 9" apart starting May 1st. Stop sowing by June 1st unless you don't mind the worms!

CUCUMBERS

Sold as seed too

Fertilize at planting and water deeply, weekly. Harvest before cucumbers plump up and yellow for best flavor.

ADAM (60 days)- dense, crisp flesh; bumpy skin = crispier pickles
DIVA (58 days)- seedless, thin-skinned, crisp, sweet, and bitter-free
H-19 LITTLE LEAF (58 days)- healthy, stress tolerant vine; easy to spot
*LEMON (65 days)- pick when size of a lemon for yellow, bitterfree fruit
*MEXICAN SOUR GHERKIN (67 days)- 1" "watermelons" with citrus hint
*SUYO LONG (60 days)- 15" Asian, sweet, crisp, twisted cuke; can trellis
TELEGRAPH (65 days)- 12" thin-skin, English; for trellising; few seeds
THE GENERAL- (52 days)- best tasting slicer; 8" fruits; high yields

EGGPLANTS

Harvest when skin is smooth and shiny. Over mature fruit will be soft, the skin turns dull and the seeds inside will begin to darken.

*BLACK BEAUTY (82 days)- classic, plump, 6" pear-shaped Italian *
*CASPER (68 days)- white, 2" x 6" long, mild flesh; doesn't need peeling
E-TENDER (65 days)- Japanese "water eggplant" intended to be eaten raw. Soft, semi-sweet flesh with apple-like flavor; melts in your mouth
KERMIT (60 days)- 2" green & white balls; firm flesh for curries (pictured to the right)
*LISTADA di GANDIA (85 days)- 8" egg-shaped, violet & cream heirloom; 14" tall bush
ORIENT EXPRESS (58 days)- plenty of 8" glossy, purple, slender fruits even during cooler summers



GREENS



Check daily and harvest in April or early May before temps rise. Heights and leaf lengths are added as a guide to when they're ready. Most greens prefer the cool weather and can be planted late summer for fall harvest, as a frost sweetens their flavors. All definitely qualify as SUPERFOODS!

ARUGULA, Astro (38 days)- leaves & flowers= spicy/nutty salads & stir-fry
ARUGULA, Wasabi (45 days)- nose tingling wild-type; cooking cools heat
*COLLARDS, Georgia (70 days)- 3' tall; 2' leaf; thrives in heat; from 1880's
*KALE, Dinosaur (62 days)- add rustic flavor to soups, stews & grains; 18"
KALE, Scarlet (55 days)- baby to full-sized frilly, purple leaves, spring-fall
MESCLUN, Chef's Medley (45 d.)- lettuce, arugula, endive, mustard, tatsoi
MUSTARD, Wasabini (40 days)- 10" green bush; frilly, tang; easy to grow
PAC CHOY, Shanghai (45 days)- 6" tall baby pac choy; Asian stir-fry, salad
RADICCHIO, Rosa Scarlatta (55 days)- 5" rose speckled heads; Italian staple
SWISS CHARD, Bright Lights (55 days)- glossy green or bronze leaves with gold, pink, orange, purple, red or white stems; strong grower all summer
WATERCRESS (60 days)- water often; 1/2" round, peppery, sandwich-ready leaves; radish flavor of cousin nasturtium

HORSERADISH \$4.49 per 3-1/2" pot
Expect years of crops off this hardy perennial super healthy vegetable.
Check out: www.simplyrecipes.com for concise instructions on how to grow, harvest, prepare and store horseradish sauce.

KOHLRABI

Bulbs go from 1 to 4" in 2 days, starting in June. Eat unpeeled bulbs, raw; sweeter cabbage flavor



AZUR STAR (48 days)- 3" purple skin/white flesh but more tender at 2 inches; eat raw or sauteed.
KONAN (43 days)- 3" white globes; try the leaves

LEEKs

Regularly pulling dirt around their stems creates a longer, more usable white portion. Harvest leeks anytime they are 1/2 to 1" in diameter (late August through November) depending on the variety.

BANDIT (100 days)- easy to clean, very thick shaft, winter hardy
KING RICHARD (75 days)- extra early; pick baby to full-sized by Sept. 1st
TADORNA (110 days)- vigorous, healthy growth ready around Halloween

LETTUCE & LETTUCE MIXES

Harvest by cutting at 1-2" above the ground, thereby not harming the growing point & allowing for regrowth. Young leaves taste best, but rinsing them under warm tap water may reduce bitterness if picked late.

BABY LEAF, Gourmet (28 days)- green & red lettuces; cut at 2 to 6" tall
*BUTTERHEAD, Pirat (55 days)- tender heads with red-tinged outer leaves
GREENHOUSE, DMR Mix (28 days)- pick young reds & greens; in or outside
GREENHOUSE MIX, 5 Star (35 days)- leaf & romaine mix for indoors or out
GREEN LEAF, Tropicana (52 days)- crispy, heat-tolerant, green heads
RED LEAF, New Red Fire (55 days)- ruby red, looseleaf; not bitter all season
ROMAINE, Jericho (57 days)- cut when 3" or big, green heads; resists heat
*ROMAINE, Little Gem (68 days)- crisp, flavorful, 6" mini heads; heirloom



CERTIFIED ORGANIC VEGETABLE PLANTS



\$3.49 per pack or 3-1/2" pot
(unless otherwise marked)

MELONS, CANTALOUPE & TROPICAL Seeds too

Melons require warm soil, nitrogen, calcium (like dolomitic lime) & water. I start to harvest when the stem gets corky and the leaf closest to the fruit shrivels. These varieties slip off the vine when ripe. Experiment!

- ANNA'S CHARENTAIS (78 days)- 3#, orange fleshed, speciality, French melon
- DELICIOUS 51 (75 days)- sweet, creamy, dark orange flesh; strong flavor
- *HALE'S BEST (86 days)- your grandma's favorite orange cantaloupe
- *ROCKY FORD (75 days)- luscious, rich, light green fleshed cantaloupe
- SARAH'S CHOICE (76 days)- most flavorful, 3# orange-fleshed cantaloupe

MELONS, WATERMELON Sold as seed too

See melon instructions.

- *ALL SWEET (90 days)- super sweet, red flesh, few seeds, juicy, 25#
- *BLACKTAIL MTN. (76 days)- pick 8", red inside, fruits just BEFORE ripe

ONION & SHALLOTS

Dig onions & shallots as the stalks yellow and begin to fall over. Spread out in a single layer under a tree for 2 weeks. Protect from rain & dew.

- CANDY (95 days)- sweet, mild, jumbo-sized, brown skin; stores well
- CIPOLLINI, BIANCA MAGGIO (80 days)- swt., mild, gourmet flavor; white
- GLADSTONE (110 days)- medium-sized, bright white, mildly sweet bulb
- NABECHAN (60 days)- Japanese bunching/scallion picked thin or thick
- RED BULL (115 days)- large, dark red skins; easy to grow; stores well
- SHALLOT, Creme Brulee (105 days)- large, iridescent peachy-pink skin; high sugar content for caramelizing
- SHALLOT, Innovator (110 days)- elongated, singular, reddish bronze bulbs

PEAS & RADISHES Sold as seed

Peas & radishes love cool weather so seed when dandelions pop!

POTATOES: sold by the pound

Dig potatoes (usually July) when bushes turn brown. Early to late season usually isn't more than a month. Cover dug spuds with a cloth to block out light but not ventilation. Toss blemished ones before you store them in a cool, dark spot.



- By order of maturity, starting roughly mid July through the end of August:
- RED GOLD (early)- rose skin with deep gold flesh for boiling & steaming
 - YUKON GOLD (early)- yellow & creamy; boil, roast, fry and store; healthy
 - CARLA ROSA (early/mid)- rose-red skin/yellow flesh; roast or grill; stores
 - *ALL BLUE (mid)- blue blossoms, skin & flesh; sautéed, steamed, or mashed
 - YELLOW FINN (mid)- buttery, waxy yellow flesh; boil, bake, fry; stores well
 - FRENCH FINGERLING (mid/late)- rose-red, plump, creamy; salads; stores
 - *GERMAN BUTTERBALL (late)- oblong yellow favorite; bake, fry or mash
 - ROCKY MOUNTAIN (late)- high number of 1# russets; stores; bake or fry

COMPANION PLANTING:

has been around for over 4000 years! Whether you like tomatoes by basil for speedy harvests or you're determined to confuse hungry pests, you can't go wrong with these dynamic pairings. For more, read "thespruce.com, The Farmer's Almanac or Carrots Love Tomatoes."

- | | |
|-------------------------------|----------------------------------|
| BROCCOLI- potatoes, chamomile | LETTUCE- radishes, mint |
| CARROTS- onions, marigolds | MELONS- brus. sprouts, sunflower |
| CUCUMBERS- beans, nasturtium | PEPPERS- carrots, basil |
| EGGPLANTS- tomatoes, sage | SPINACH- lettuce, borage |
| KALE- peas, cilantro | TOMATOES- celery, garlic chives |
| LEEKs- carrots, thyme | ZUCCHINI- sweet corn, dill |

PUMPKINS

See "Squash, Winter..." for instructions

- *CINDERELLA (110 days)- orange; French; shaped like the fairy tale coach
- HOWDEN (110 days)- 20#, strong handles, thick walls, orange; 4 carving
- JACK BE LITTLE (95 days)- 3" for decor or hollowed out serving dishes
- KAKAI (100 days)- pixelated green stripes over orange; roast edible seeds
- SCARFACE (105 days)- ghoulish, warts and all; 15# Halloween centerpiece

SPINACH: True, Malabar & New Zealand

Harvest true spinach leaves in spring or fall when cool, while Malabar is available during the summer's heat.

- KOLIBRI (27 days)- all-time favorite, smooth leaf; healthy mildew resistant; plant spring & fall for cool season harvests and even overwintering
- MALABAR (70 days)- use like spinach; wild heat loving, 9' summer vine

SQUASH, SUMMER (incl. zucchini): Seeds too

Cover with a floating row cover when you transplant, to protect from insects and encourage early harvest. Plastic mulch helps with weeds too. Cut stems when ripe, handle gently and check 2 - 3 times a week.

- SUMMER SQUASH-
- *EARLY PROLIFIC STRAIGHTNECK (50 days)- 8" yellow, bumpy, creamy
- SUNBURST (55 days)- glossy gold, scalloped 3" patty pan-type; compact
- ZUCCHINI-
- *COSTATA ROMANESCO (52 days)- 1/2 the yield, 2x the flavor green zuke
- DARK GREEN (50 days)- dark green, straight, bountiful zukes on bushes
- GOLD RUSH (52 days)- award winner; gold skin; easy to find & harvest
- GOLD ZEBRA (50 days)- slender gold zuke with orange stripes; spineless

SQUASH, WINTER & LUFFA GOURD

Start checking (pick one and roast it) for ripeness as the stem browns and weakens, and the color deepens (usually about late September.) Squashes should be cured warm (80°) and stored cooler (50°). Check often in storage.

- *ACORN, Starry Knight (95 days)- speckled; remains sweet thru January
- BUTTERNUT, Brulee (92 days)- early, single-sized, rich, savory; stores
- *DELICATA, Honey Boat (100 days)- sweetest! 9", yellow & green stripes
- HUBBARD, Red Kuri (92 days)- "Orange Hokkaido;" 4-7# tear drop shaped
- *KABOCHA, Sunshine (95 days)- sweet, orange flesh; bake, mash or for pie
- LUFFA SPONGE (130 days)- need long season heat; huge vines; dry & peel
- *SPAGHETTI (88 days)- bake, scrape and form sweet, nutty noodles

SWEET POTATOES: \$4.49 per 3-1/2" pot

ready late May

Dig when vines brown and flatten in September. Knock off the dirt, place in 90% humidity & 90°, for 2 weeks. Store until late winter.

TOMATILLO: \$3.49 per 3-1/2" pot

Place a tarp around the plant before tomatillo ripen. As papery husks dry, they begin to drop. Even if you forget that step, the husks keep them clean. I suggest you peel off husks, roast them and add to salsa.

- SUPER VERDE (60 days)- 2" large green with heavy yields; usually just need 1 plant
- GOLDIE (75 days)- gold, tropical fruits; delicious dipped in chocolate!



- *DeMILPA (70 days)- 1" blushed purple Mexican fruits; stores for a month

CERTIFIED ORGANIC VEGETABLE PLANTS

\$3.99 per pack or 3-1/2" pot
(unless otherwise marked)



PEPPERS: Harvest when fruit ripens, usually August & September

BELL- FOR FRESH, SAUTEED, STUFFING; NO HEAT

*CALIFORNIA WONDER (70 days)- classic green maturing red; all-purpose
CUPID (75 days)- early, 2" red bells; super sweet; lunch box treat
CUBO ORANGE (80 days)- Broad-blocky, thick-walled gorgeously orange
FLAVORBURST (87 days)- starts lime green, matures golden-yellow
ISLANDER (81 days)- violet with yellow/orange streaks; ripens dark red
KING of the NORTH (72 days)- reliable for short, cooler summers; 4" bells
YANKEE BELL (80 days)- bred for northern growers; green to red bell

SWEET or ETHNIC- the few with heat are marked orange

*BANANA SWEET (60 days)- 9" yellow to red, **mild heat**; pickled or fresh
BIQUINTO YELLOW (75 days)- "little beak" in Brazil; 1" tart, often pickled
CORNO di TORO (72 days)- Italian, 8", bull's horn-shaped fruits; salads
HOLY MOLE (85 days)- 8", thin, chocolate fruits for mole sauce; **mild**
ITALIAN ROASTER (85 days)- 8", **mild heat** for salad or grilling; yields well
PAPRIKA, Alma (80 days)- 2", thick-walled; turns cream to yellow to red; **mild**
PICNIC ORANGE (75 days)- popular 3" snackers; eat whole; easy to stuff
PEPPERONCINI (62 days)- **mild**, wrinkled Italian type, 1 x 5"; for pickling
PIMENTO, Round of Hungary (65 days)- 3" red; thick for stuffing or salad
PIZZA (80 days)- heavy, thick walled, red, 4", **not so hot**; plenty on pizza
SHISHITO (75 DAYS)- 4" Japanese frying, roasting or grilling pepper; **mild**

CHILES- ROUGHLY RANKED FROM MEDIUM TO SUPER HOT!

*ANCHO (68 days)- 4-6", heart shaped traditional Ancho; mild to medium
ANAHEIM, Numex Joe Parker (75 days)- 7" chiles; tolerates cooler temps
PADRON (60 days)- famous Spanish 2" tapas chile; once 3" long, all are hot
FISH (90 days)- 2" striped green, orange & brown; flavors crabs & oysters
JALAPENO, Early (75 days)- sausage shaped "devils" for pickling & drying
JALAPENO, Black Magic (85 days)- 4" dark chilies; skins crack when ripe
BONSAI- Mulberry Creek exclusive, tiny, ornamental that winters indoors
HUNGARIAN HOT WAX (67 days)- hot, 4" long; for salads, frying, canning
SERRANO, Altiplano (57 days)- large, fruity, 5", early to harvest, hot!
LEMON DROP (100 days)- terrifically hot, 2-1/2", citrusy, Peruvian import
NUMEX EASTER (72 days)- purple, yellow, cream, & orange; for pots
AJI AMARILLO (85 days)- spicy, sweet & fruity; vibrant yellow; fresh or dry
CAYENNE, Red Ember (53 days)- thick for grilling; thin enough to dry
THAI, Ascent (85 days)- prolific 2" chiles; green to purple to flaming red
JAMAICAN SCOTCH BONNET (90 days)- 2" bonnet-shaped, super hot fruit
HABANERO (100 days)- 2" orange; lava with fruity, citrus notes

VOLCANO CHILES

\$4.49 per 3-1/2" pot

Disclaimer: if you burn your eyeballs, face, hands, mouth or any other body part, it's your own fool fault for buying these demonic chiles. Very limited quantities as they are equally devilish at germinating!

(Scoville scale units are underlined)

*CAROLINA REAPER (105 days)- 1.6 million described as "fruity, chocolate cherry"; ya right
 *GHOST: (85 days)- 1 million heirloom variety from India; also known as bhut jolokia



TOMATOES:

Most are indeterminate, meaning tall vines that fruit all season and need staking. Exceptions, are noted with a "**D**" for **determinate**, translating to usually compact vines, (good for large pots) and a shorter fruiting season. I still stake them, in a pot or in the ground. It's just healthier.

EARLY SEASON- GET A HEAD START ON YOUR NEIGHBOR

BUSH BEEFSTEAK (62 days/**D**)- solid red, sandwich-sized, compact bush
BUSH EARLY GIRL (54 days/**D**)- **healthy**, very high yield, 7 oz red; for pots
FANTASTICO (60 days/**D**)- 1/2 oz grape in long clusters, high yields, for pots
INDEPENDENCE DAY (55 days)- pink, 2-3," great flavor, fruits by early July
NEW GIRL (62 days)- 5 ounce, tasty red slicer on **healthy vines**

CHERRY- EASIEST SALAD ADDITION EVER

BLACK CHERRY (64 days)- almost black, round fruit with heirloom taste
DUSKY COCKTAIL (70 days)- 2" round, dark brick brown, inside & out; swt.
FIVE STAR GRAPE (62 days)- sweet, firm, meaty with few seeds; little juice
INDIGO CHERRY DROPS (71 days)- dark purple, anthocyanin-rich cherries
MATT'S WILD CHERRY (60 days)- early, crazy yields, true tomato flavor
PRINCIPE BORGHESE (72 days/**D**)- Italian, 2 oz. grape for drying; few seeds
SUN GOLD (57 days)- heavy yielder of bite-sized, gold, thin skinned fruit
SUN SUGAR (72 days)- 4x more vit. A than red cherries; thin, orange skin
YELLOW PEAR (70 days)- huge, **healthy** vines; best right out in the garden

PASTE or PLUM- THICK FOR SAUCES

*AMISH PASTE (80 days)- Mark declares best flavor of all pastes; **healthy**
 *CATHY'S- favorite heirloom tomato from our staff member Cathy's family
 *GILBERTIE (85 days)- 7" giant red heirloom; thick flesh; rich, meaty sauce
HEALTH KICK (72 days/**D**)- 4 ounce saladette; juicy, antioxidant rich, plum
HEINZ (78 days/**D**)- naturally thick, a ton all at once, perfect for canning
PASTE MONSTER (89 days)- giant, 10 oz. ruffled red fruits, balanced flavor
ROMA (65 days)- productive, **healthy** vines with red, classic, paste toms
 *SAN MARZANO (80 days)- ruby red, 4 oz., few seeds, easy to peel; sauce
SPECKLED ROMAN (85 days)- 4" long, orange streaks; thick, meaty flesh
SUNRISE SAUCE (57 d/**D**)- low maintenance, orange paste for containers

SLICERS- NOT HUGE, BUT JUICY & TASTY

*ARKANSAS TRAVELLER (90 days)- pink, creamy, mild flavor, 6 oz., smooth
GOLDEN JUBILEE (72 days)- mild, meaty, low acid, gold-orange, few seeds
 *GERMAN JOHNSON (75 days)- 12 oz. productive, pink, tangy & creamy
 *GREEN ZEBRA (70 days)- ripens gold-green with green stripes; **healthy**
 *JAPANESE TRIFELE (75 days)- 5 oz., burgundy with green shoulder, pear
 *RUTGERS (75 days/**D**)- all purpose, heavy walls, full-bodied taste, stakeless
SWEETIE SEEDLESS (65 days/**D**)- a few seeds; 7 oz. orange-red, juicy
 *VALENCIA (76 days)- sunny, orange, meaty, full flavor, few seeds

BEEFSTEAK-TYPE- BIG, BEEFY, SANDWICH SLABS

BIG BEEF (73 days/**D**)- old-fashion tomato with modern **disease resistance**
 *BRANDYWINE (78 days)- voted best tasting tomato ("Org. Garden." mag.)
CLASSIC BEEFSTEAK (85 days/**D**)- red, meaty, old-fashioned sandwich-type
 *COSTOLUTO FIORENTINO (80 days)- heavily ribbed, 4" red Italian; lovely!!!
 *GIANT OXHEART (90 days)- meaty, 1-2#, heart-shaped, pink, thick; few seeds
 *HILLBILLY (85 days)- orange/yellow, streaked red Virginia heirloom; big vine
MARTHA WASHINGTON (78 days)- 12 oz. pink, not so firm; heirloom taste
 *MORTGAGE LIFTER (95 days)- a farmer paid off his mortgage selling these
PERSIMMON (80 days)- plump, meaty, 1-2#, gold-orange; few seeds
PINEAPPLE HAWAIIAN (85 days)- yellow with red streaks, huge 28 oz, fruity
 *PRUDENS PURPLE (67 days)- crimson, creamy flesh; but not mealy slicer

PAIRING FOOD, HERBS & WINE

Mark, Ben and I had the pleasure of presenting a wine tasting night with friends. Along with sharing food, we offered 5 principles of wine pairing with examples. Here is a sampling of that evening:

1. EARTHY WINES WITH EARTHY FOOD

Example: Cab Franc with Bleu Cheese Stuffed Olives

2. ACIDIC WINES CUT FAT AND PAIR WELL WITH ACID FOODS

Example: Chardonnay with Brie & Sourdough Bread

3. WHAT GROWS TOGETHER, GOES TOGETHER (regional food & wine)

Example: Apple Bourbon with Bacon Wrapped Sweet Potato Bites

4. SWEET WINES ACCENTUATE SPICY FOOD

Example: Strawberry Rhubarb Wine with Swt. & Spicy Roasted Nuts

5. ANYTHING THAT GOES WITH HONEY, GOES WITH MEAD

Example: Mead with Dates & Bleu Cheese

OTHER TIPS:

6. WEIGHT OF WINE GOES WITH WEIGHT OF FOOD

Example: A light-bodied wine goes with light foods
Sauvignon Blanc with Avocado Strawberry Caprese Salad

7. TANNINS LOVE FATTY FOOD

Example: Syrah & mousse made with semi-sweet or bitter chocolate

8. MY FAVORITE: BUBBLY WINES GO WITH SALTY & FRIED

Example: Champagne and fried chicken!!!!

DATES & BLEU CHEESE

By Martha Stewart Test Kitchen

Total Time: 20 mins

Yield: 12 dates

12 dates, pitted

2 ounces semifirm blue cheese,

1 tablespoon sliced almonds, toasted

Honey, for drizzling

Using a sharp paring knife, cut a slit into each date (remove pits, if needed); stuff with the blue cheese. Arrange on a serving platter and sprinkle the almonds on top. Drizzle with honey.



BACON WRAPPED SWEET POTATO BITES

Author: Lil' Luna

Servings: 30 bites

Total Time: 50 minutes mins



wooden toothpicks

parchment paper

2 tablespoons butter

1/2 teaspoon salt

1/2 teaspoon cayenne pepper

1/4 teaspoon cinnamon

2 large sweet potatoes,
cut into 1 inch cubes

1# bacon strips cut into thirds

1/4 cup brown sugar

maple syrup warmed

Preheat the oven to 350°F. Line a baking sheet with parchment paper. Melt the butter in a saucepan. Take off heat. Mix in the salt, cayenne, and cinnamon.

Add the sweet potato cubes and toss until evenly coated.

Wrap 1 piece of bacon around each potato cube and fasten with a toothpick. Place all the wrapped potatoes onto the baking sheet. Sprinkle with the brown sugar. (See alternative tip.)

Bake about 38-40 minutes or until the bacon is crisp and the potatoes are tender.

If desired, dip the cubes in warm maple syrup.

*Alternative Tip: Place the brown sugar in a bowl and dip bacon strips on one or both sides in the brown sugar. Then, wrap the coated bacon around the sweet potato cubes.

SWEET & SPICY ROASTED PARTY NUTS

By "Cookie & Kate" Total Time: 35 minutes

Yield: 5 1/2 cups

parchment paper

2 cups whole almonds

2 cups pecan or walnut halves

1½ cups pepitas (green pumpkin seeds)

2 tablespoons finely chopped fresh rosemary

2 tablespoons maple syrup

2 tablespoons unsalted butter, melted

1½ teaspoons kosher salt*

1 teaspoon vanilla extract

1/4 teaspoon cayenne pepper



Preheat the oven to 325°. Line a large rimmed baking sheet with parchment paper or a silicone baking mat so the maple syrup doesn't get stuck to the pan (this is important). Pour the almonds, pecans and pepitas onto the pan and set it aside.

In a small bowl, combine the rosemary, maple syrup, melted butter, salt, vanilla, and cayenne. Gently whisk until blended.

Pour the mixture over the nuts on the prepared baking sheet. Stir well, until all of the nuts are lightly coated. Spread the mixture in a single layer across the pan (maple syrup will pool on the bottom of the pan, but that's okay).

Bake, stirring after the first 10 minutes and then every 5 minutes thereafter, until almost no maple syrup remains on the parchment paper and the nuts are deeply golden, 23 to 26 minutes. (The maple syrup coating will be a little sticky right out of the oven, but will harden as the nuts cool.)

Remove the pan from the oven and stir the nuts one more time, spreading them into an even layer across the pan. Let them cool down for about 10 minutes, then, while the nuts are still warm, carefully separate any large clumps (this may or may not be necessary).

Let the nut mixture cool completely on the pan. These will keep for up to 2 months in a sealed bag at room temperature.

*Salt note: Kosher salt's weight varies considerably by brand. I used Diamond Crystal salt brand. If using Morton kosher salt, try 1 teaspoon. If you're using fine sea salt or regular table salt, use 3/4 teaspoon.

Change it up: Feel free to play around with the nuts in this recipe; you'll need 5 1/2 cups total. Whole cashews work, but don't really crisp up. Hazelnuts would be nice. I tried using honey instead of maple syrup, but maple produces better flavor and a more candied (not sticky) texture.

AVOCADO STRAWBERRY CAPRESE SALAD

Yield: Serves 4

1/4 cup balsamic vinegar

1 cup sliced strawberries

1 cup halved cherry or grape tomatoes

1 cup halved mini mozzarella balls

1 ripe avocado, pitted and diced

1/3 cup loosely packed basil, torn or chopped

Extra-virgin olive oil, for drizzling

Sea salt and freshly ground black pepper

1/3 cup toasted pecans



In a small saucepan, bring balsamic vinegar to a high simmer over medium heat. Stir, then reduce the heat to low and simmer until the vinegar has thickened and reduced by half, 8 to 10 minutes. Set aside to cool.

Place the strawberries, tomatoes, mozzarella, avocado, and basil in a shallow bowl or platter. Drizzle with olive oil and season generously with salt and pepper. Gently toss. Drizzle with reduced balsamic. Sprinkle pecans over all and serve immediately.

WINE PAIRING SUGGESTION:

Light, crisp Sauvignon Blanc or semi-sweet Reisling

CHICKEN CURRY with CILANTRO LIME SAUCE

(Originally appeared: Martha Stewart Living, October 2016)

2 tablespoons extra-virgin olive oil
2 onions, cut into 1½ inch pieces (4 cups)
2½ pounds boneless, skinless chicken thighs, cut into 1½ inch pieces
Kosher salt and freshly ground pepper
1 tablespoon minced peeled fresh ginger (from a 1-inch piece)
5 cloves garlic, thinly sliced
1 jalapeno, sliced, plus more for serving
4 cups packed cilantro leaves and thin stems, plus more for serving
½ cup roasted unsalted peanuts, plus more, chopped, for serving
2 teaspoons packed light-brown sugar
1 tablespoon fresh lime juice, plus lime wedges for serving
Steamed rice and yogurt, for serving

Heat a large skillet over medium-high. Add oil and onions. Cook, stirring occasionally, until browned, about 8 minutes. Transfer to a 6 quart slow cooker. Season chicken with salt and pepper; stir into slow cooker with ginger, garlic, and jalapeno. Cover and cook on high 2 hours.

In a food processor, pulse cilantro, peanuts, brown sugar, and juice until finely chopped; add to slow cooker. Cover and cook 30 minutes. Season with salt and pepper. Serve over rice, with yogurt, jalapeno, cilantro, chopped peanuts, and lime wedges.



PAIRING:

Try white, light-bodied & off-dry wines such as Chardonnay, Pinot Gris, Riesling or Gewürztraminer. You can also opt for lighter reds such as Pinot Noir or Gamay. Avoid tannic reds and sweeter whites for this dish.

Bittersweet Chocolate Mousse

by Martha Stewart Prep Time:25 mins Total Time:3 hrs
Servings: 4

This rich, dark chocolate treat that's smoother than pudding will be devoured by all dessert lovers.

4 large egg yolks 2 tablespoons unsweetened cocoa powder
¾ cup sugar 2 ounces bittersweet chocolate
Pinch of salt ¾ cup heavy cream

Finely chop chocolate; reserve. In a double boiler, whisk yolks, sugar, and salt until sugar has dissolved and mixture is warm to the touch, 2 to 3 minutes. Off heat, quickly whisk in chopped chocolate until melted and cocoa until smooth (mixture will be thick). Cool to room temperature.

In a medium bowl, whip cream until soft peaks form. Whisk half of whipped cream into room-temperature chocolate mixture. Gently fold in remaining whipped cream with a rubber spatula. Divide mousse among four serving dishes. Chill at least 2 hours and up to 1 day.

Remove mousse from refrigerator 15 minutes before serving. Garnish with shaved chocolate.

Cook's Notes:

For a simple garnish, shave chocolate from the side of a chocolate bar with a vegetable peeler. To store mousse, place a paper towel under plastic wrap (without touching the mousse) before sealing for refrigeration. The paper towel will absorb the drops of condensation that might otherwise drip onto the surface.




FRESH PINEAPPLE UPSIDE-DOWN CAKE

From the blog "For Love of the Table"

Pineapple Topping:
4 tablespoons unsalted butter
¾ cup brown sugar

Half of a fresh pineapple,
split lengthwise- cored, peeled
and sliced crosswise into
1/4-inch thick slices (about 1#)

In a 10-inch cast iron skillet set over low heat, melt the butter. Add sugar, increase the heat to medium and stir until the sugar has melted into the butter. Remove from the heat. Arrange as many of the pineapple slices as will fit in an overlapping circle around the edge of the pan. Repeat in an overlapping, decorative fashion in the center. Set aside.



Cake:
1-¾ cup all-purpose flour 1 c. sugar
½ teaspoon baking powder 2 large eggs, room temp.
½ teaspoon baking soda 1-½ teaspoon vanilla
¾ teaspoon salt 1 cup sour cream
½ cup unsalted butter, softened pineapple sage flowers

Whisk together the flour, baking powder, baking soda & salt. Set aside.

Cream the butter with the sugar until light and fluffy- this will take several minutes at medium-high speed using the paddle attachment. Stop the mixer once or twice to scrape down the sides. Beat in the eggs one at a time, scraping down the sides before each addition. Beat in the vanilla; scrape down the sides of the bowl. Fold in the dry ingredients in 3 additions alternately with the sour cream, beginning and ending with the dry ingredients.

Spread the batter evenly over the pineapple in the prepared pan. Bake in a 350° oven until the cake is springy to the touch, has begun to pull away from the sides of the pan and a toothpick inserted in the center comes out clean—about 40 to 50 minutes. Let the cake rest for 5 minutes in the pan. Carefully run a small, thin spatula around the edge of the pan to make sure the cake isn't stuck to the sides. Place a cake plate upside down on top of the skillet and holding the cake plate firmly to the skillet, flip the cake over. Carefully lift the skillet away. If any fruit sticks to the pan, simply tuck it back onto the top of the cake.

Cool at least an hour before serving. Cut the cake with a long, thin bladed slicing knife, using a gentle back and forth sawing motion to cut through the pineapple. Garnish with pineapple sage flowers.

FRAGRANT ICED LEMONADE or SANGRIA

makes 4 servings

Iced Lemonade

2 cups sugar
3 lemon or lime sct. geranium leaves
4 rose-scented geranium leaves
4 cups water
1 cup fresh lemon juice
fresh lemon slices

Sangria

2 cups sugar
3 lemon or lime sct. ger. leaves
4 rose-scented geranium leaves
1 cup water
2 cups dry red or white wine
2 cups sliced, fresh peaches or oranges and/or berries

1. In a blender or food processor, blend the sugar and leaves together.
2. Transfer to a medium saucepan and stir in 1 cup of water.
3. Bring to a boil, cover, remove from heat & let stand 30 to 60 minutes.
4. Pour cooled syrup into pitcher. Stir in lemon juice and remaining 3 cups of water (OR wine for the sangria).
5. Taste. Too tart? Stir in more sugar. Too weak? Add more lemon juice (or wine for the sangria.)
6. Chill in the refrigerator, then serve over ice with scented geranium leaves (and fruit for the sangria).





From: Langan Family
3312 Bogart Rd.
Huron, OH 44839

PRESORT STD.
U.S. POSTAGE
PAID
PERMIT NO. 10
SANDUSKY, OHIO
44870

Questions?

419-433-6126

Open

April 2nd - July 31st

Tuesday - Saturday,

10 am - 5 pm

Last 2 Sundays in April, 1-5 pm

All Sundays in May, 1-5 pm

Mondays & the month
of August- Closed

September - December

Thursday - Saturday

10 am - 5 pm

Dec. - Mid March:

Call for appt.



Austin & Josh, age 7 (summer 2007)

Find updates & more at
www.mulberrycreek.com

April 2 **OPENING DAY**
April 6-7 **SUCCULENT SHOW @ Cleveland Botanical**
April 8 **SOLAR ECLIPSE & WINERY MAY BE OPEN**
April 20-21 **POTTERY SALE/SMALL GARDENING**
April 27 **HERB FAIR @ Vermilion River Reservation**
May 10-11 **MAY MARKET @ PHIPPS CONSERVATORY**
May 12 **MOTHER'S DAY TOAST & AUTHOR**
June 8 **NATIVE PLANT SALE: Natives in Harmony**
June 22-23 **ANNUAL MULBERRY MARKET**
Oct. 26 **GARLIC SATURDAY: bulbs for sale; demos**
Dec. 7-8 **CHRISTKINDLMARKT: German-style**